

# Price List

## June 2021

6.18.21



**haskell**  
**EDUCATION**

Learn. Think. Do.™

Please contact customer service for temporary surcharge information.



## Lifetime Guarantee

The following limited Lifetime Guarantee applies to all Haskell products:

Haskell guarantees, to the Original Purchaser of this Haskell furniture, all parts to be free from defects in material and workmanship; and as long as the Original Purchaser owns this furniture, we will replace any metal part or parts thereof which our examination discloses to be defective, provided no unauthorized corrective action has been taken prior to such examination. Please note, this guarantee does not apply to product misuse, abuse, or alteration. We do not cover damage caused by accident, fire, flood or act of God.

### Exceptions to the Haskell Lifetime Guarantee

**Ethos Series** – 12 years on casters, glides, pneumatic cylinders, tablets and tablet support arms.

**Echo Series** – marker board laminates are subject to manufacturer's published warranty.

**Explorer Series** – 12 years on casters and pneumatic cylinders.

**Fuzion Sit Stand Series** – 12 years on casters, glides, and adjust mechanism. 20 years on hydraulic cylinder.

# Contents

## alphabetical

<a href="#">General Information .....</a>	<a href="#">5</a>
<a href="#">Finish Guide .....</a>	<a href="#">7</a>

### Assemble Series

<a href="#">Assemble Series Conferencing &amp; Multi-Purpose ....</a>	<a href="#">10</a>
<a href="#">Assemble Series Training Tables .....</a>	<a href="#">15</a>
<a href="#">Assemble Series Coffee &amp; Corner Tables .....</a>	<a href="#">19</a>

### Captiva Series

<a href="#">Captiva Series Pedestals .....</a>	<a href="#">20</a>
<a href="#">Captiva Series Lateral Files .....</a>	<a href="#">25</a>
<a href="#">Captiva Series Wardrobe &amp; Storage Cabinets .....</a>	<a href="#">27</a>
<a href="#">Captiva Series Vertical Files .....</a>	<a href="#">39</a>
<a href="#">Captiva Series Bookcases .....</a>	<a href="#">42</a>

### Echo Series

<a href="#">Echo Series Instruction Zone .....</a>	<a href="#">45</a>
<a href="#">Echo Series Individual Student Desk .....</a>	<a href="#">46</a>
<a href="#">Echo Series Training &amp; Teaming Tables .....</a>	<a href="#">47</a>
<a href="#">Echo Half Round Training Table .....</a>	<a href="#">50</a>
<a href="#">Echo Series Meeting Tables .....</a>	<a href="#">54</a>
<a href="#">Echo Series Easel, Marker Boards and Rails .....</a>	<a href="#">56</a>

### Ethos Series

<a href="#">Ethos Series Storage Base .....</a>	<a href="#">59</a>
<a href="#">Ethos Series Five Star Base .....</a>	<a href="#">63</a>
<a href="#">Ethos Series Stool Height .....</a>	<a href="#">64</a>

### Explorer Series

<a href="#">Rover Table .....</a>	<a href="#">65</a>
<a href="#">Explorer Series Maker Table .....</a>	<a href="#">71</a>
<a href="#">Explorer Series Cargo Cart .....</a>	<a href="#">82</a>
<a href="#">Explorer Series Storage Carts .....</a>	<a href="#">90</a>
<a href="#">Explorer Series Think Nook .....</a>	<a href="#">94</a>

### Fuzion Series

<a href="#">Fuzion Series Sit to Stand Desk .....</a>	<a href="#">99</a>
<a href="#">Fuzion Series Teacher's Lectern with Storage .....</a>	<a href="#">100</a>
<a href="#">Fuzion Series Teacher's Desk .....</a>	<a href="#">101</a>

### Marathon Series

<a href="#">Marathon Series Desking &amp; Storage .....</a>	<a href="#">104</a>
<a href="#">Marathon Series Seating .....</a>	<a href="#">111</a>

### Market Series

<a href="#">Market Series Pedestals .....</a>	<a href="#">116</a>
<a href="#">Market Series Lateral Files .....</a>	<a href="#">119</a>
<a href="#">Market Series Wardrobe &amp; Storage Cabinets .....</a>	<a href="#">122</a>
<a href="#">Market Series Vertical Files .....</a>	<a href="#">129</a>
<a href="#">Market Series Bookcases .....</a>	<a href="#">132</a>
<a href="#">Market Series Desking .....</a>	<a href="#">135</a>
<a href="#">Market Series Instruction Zone .....</a>	<a href="#">146</a>

### Smart Series

<a href="#">Smart Series Desking .....</a>	<a href="#">148</a>
<a href="#">Smart Series Instruction Zone .....</a>	<a href="#">159</a>

# Contents

## by type

<a href="#">General Information .....</a>	<a href="#">5</a>	<b>Makerspace</b>	
<a href="#">Finish Guide.....</a>	<a href="#">7</a>	<a href="#">Rover Table.....</a>	<a href="#">65</a>
<b>Filing &amp; Storage</b>		<a href="#">Explorer Series Maker Table.....</a>	<a href="#">71</a>
<a href="#">Market Series Pedestals .....</a>	<a href="#">116</a>	<a href="#">Explorer Series Cargo Cart.....</a>	<a href="#">82</a>
<a href="#">Market Series Lateral Files .....</a>	<a href="#">119</a>	<a href="#">Explorer Series Storage Carts .....</a>	<a href="#">90</a>
<a href="#">Market Series Wardrobe &amp; Storage Cabinets.....</a>	<a href="#">122</a>	<a href="#">Explorer Series Think Nook .....</a>	<a href="#">94</a>
<a href="#">Market Series Vertical Files .....</a>	<a href="#">129</a>	<b>Tables</b>	
<a href="#">Market Series Bookcases .....</a>	<a href="#">132</a>	<a href="#">Assemble Series Conferencing &amp; Multi-Purpose ....</a>	<a href="#">10</a>
<a href="#">Captiva Series Pedestals.....</a>	<a href="#">20</a>	<a href="#">Assemble Series Training Tables.....</a>	<a href="#">15</a>
<a href="#">Captiva Series Lateral Files .....</a>	<a href="#">25</a>	<a href="#">Assemble Series Coffee &amp; Corner Tables.....</a>	<a href="#">19</a>
<a href="#">Captiva Series Wardrobe &amp; Storage Cabinets.....</a>	<a href="#">27</a>	<a href="#">Echo Series Individual Student Desk.....</a>	<a href="#">46</a>
<a href="#">Captiva Series Vertical Files .....</a>	<a href="#">39</a>	<a href="#">Echo Series Training &amp; Teaming Tables .....</a>	<a href="#">47</a>
<a href="#">Captiva Series Bookcases .....</a>	<a href="#">42</a>	<a href="#">Echo Series Meeting Tables .....</a>	<a href="#">54</a>
<b>Desking</b>		<a href="#">Echo Half Round Training Table.....</a>	<a href="#">50</a>
<a href="#">Market Series.....</a>	<a href="#">135</a>	<a href="#">Rover Table.....</a>	<a href="#">65</a>
<a href="#">Marathon Series.....</a>	<a href="#">104</a>	<a href="#">Explorer Series Maker Table.....</a>	<a href="#">71</a>
<a href="#">Smart Series .....</a>	<a href="#">148</a>	<b>Seating</b>	
<b>Carts, Lecterns &amp; Instruction Zone</b>		<a href="#">Ethos Series Storage Base.....</a>	<a href="#">59</a>
<a href="#">Market Series Instruction Zone .....</a>	<a href="#">146</a>	<a href="#">Ethos Series Five Star Base .....</a>	<a href="#">63</a>
<a href="#">Smart Series Instruction Zone .....</a>	<a href="#">159</a>	<a href="#">Ethos Series Stool Height.....</a>	<a href="#">64</a>
<a href="#">Echo Series Instruction Zone.....</a>	<a href="#">45</a>	<a href="#">Marathon Series Seating .....</a>	<a href="#">111</a>
<a href="#">Echo Series Easel, Marker Boards and Rails.....</a>	<a href="#">56</a>	<a href="#">Rover Table Stool.....</a>	<a href="#">69</a>
<a href="#">Explorer Series Cargo Cart.....</a>	<a href="#">82</a>	<a href="#">Explorer Series Think Nook .....</a>	<a href="#">94</a>
<a href="#">Explorer Series Storage Carts .....</a>	<a href="#">90</a>	<b>Sit to Stand</b>	
<a href="#">Explorer Series Think Nook .....</a>	<a href="#">94</a>	<a href="#">Fuzion Series Sit to Stand Desk .....</a>	<a href="#">99</a>
		<a href="#">Fuzion Series Teacher's Lectern with Storage.....</a>	<a href="#">100</a>
		<a href="#">Fuzion Series Teacher's Desk .....</a>	<a href="#">101</a>

# General Information

## Prices

All prices are subject to change without notice.

All orders will be accepted for delivery within prevailing lead time at prices in effect at the time that the order is received by us.

**Please call Customer Support for current lead times.**

## Lifetime Guarantee

All Haskell products are covered by the following limited Lifetime Guarantee:

Haskell guarantees, to the Original Purchaser of this Haskell furniture, all parts to be free from defects in material and workmanship; and as long as the Original Purchaser owns this furniture we will replace any metal part or parts thereof which our examination discloses to be defective, provided no unauthorized corrective action has been taken prior to such examination. Please note this guarantee does not apply to product misuse, abuse, or alteration. We do not cover damage caused by accident, fire, flood or act of God.

## Exceptions to the Haskell Lifetime Guarantee

**Ethos Series** – 12 years on casters, glides, pneumatic cylinders, tablets and tablet support arms.

**Echo Series** – marker board laminates are subject to manufacturer's published warranty.

## Custom Finish Program

**Custom Paint Finish** – All Haskell standard paint colors consist of a two coat electrostatic enamel process, providing a high impact and fade resistant finish. At Haskell we offer you any paint color through our paint matching program and all custom paint colors are offered in the same two coat electrostatic enamel process as our standard offering. There will be an upcharge for custom paint colors as follows:

- 1) For orders of 20 pieces or more, excluding accessories, add \$250 net charge per color, per order.
- 2) For orders of less than 20 pieces, excluding accessories, add \$500 net charge per color, per order.

Bright whites, bright colors and micas are available but are quoted on a per job basis and charges may differ from those listed above. If in question, please submit a sample to Haskell Customer Support.

**Custom Plastic Finish** – At Haskell we offer you any plastic color through our plastic matching program, allowing clients to customize the Ethos Series for your specific project needs. There will be quantity requirements of 300 piece and an upcharge for the plastic matching program, please contact your local sales representative for more information and pricing.

**Custom Approval Process** – Submit two samples for Haskell to match, we will return the matched sample for your signed approval. Please add 15-20 working days to normal lead times to allow for custom finishes. Samples should be sent to address listed below and tagged with the project name.

Haskell, LLC.  
273 Montgomery Avenue  
Bala Cynwyd, PA 19004

## Engineering Specials (non-catalog products)

Prices for non-catalog products (any variation in size,color or other standards from our catalogued items) will be supplied upon request. Orders for non-catalog products will be accepted only with a valid quotation number appearing on the customer's order. Non-catalog products are not subject to standard lead times.

Contact Customer Support for quotation and lead time information.

## Freight Damage and Claims

We carefully inspect and pack our products before we turn it over to the carrier. Everything is packaged to prevent damage in transit. We select the best carriers available who transport furniture on a regular basis. Once we give it to the carrier, we cannot be responsible for damage in shipment as the transportation company assumes complete responsibility for delivering the product to you in good condition. So, when you take delivery of the product, protect yourself by noting on the bill of lading the extent of any damage or shortage before signing it. Concealed damage should be reported to the carrier as soon as discovered—not later than 15 days from receipt of shipment. Our Customer Support staff will assist in helping you to file the claims if you so desire.

## Freight

The cost of freight to the contiguous 48 states is included in the cost of the product on orders with a list price of \$22,250 or more provided that the order ships to a single address. Multiple orders shipping to one location on one day will be combined to reach the \$22,250 list price. Customers should specifically request that orders ship together if they want to combine orders for freight savings. Such a request may result in a delay until all orders are ready for shipping.

**Ethos Series** – free freight with 25 chairs or more.

## Changes and Cancellations

Given our short lead times, cancellations or changes to product models, colors, sizes or quantities can only be accepted within the week of order entry. Please contact Customer Support to find out what options are available.

## NOTE: PUT IT IN WRITING!

All changes and cancellations must be sent via fax or e-mail to ensure accurate recording of your change request. Non-catalog items or "Engineering Specials" (any product variation in size, color, or other standard from our regularly catalogued items) require 50% deposit with the order, which will be forfeited in the event of cancellation after the first week of order entry.

# General Information

## How to Place an Order

Provide the following information:

1. P.O. Number
2. "Bill to" and "ship to" name and address
3. Quantity
4. Complete model number
5. Brief description
6. Options (where applicable)
  - a. Special keying instructions
  - b. Paint finish (specify by name and number)
  - c. Top finish (specify by name and number)
  - d. Trim options (where applicable)
  - e. Accessories

## Order Entry and Communications

All communications and orders should be directed to our offices at:

Haskell, LLC.	Telephone: 800.334.8888
273 Montgomery Avenue	Facsimile: 724.265.1223
Bala Cynwyd, PA 19004	sales@haskelloffice.com

## Order Acknowledgements

All customer orders are acknowledged in writing by fax or e-mail. You can expect to receive an acknowledgment within 48 hours after entering your order. We would ask you to confirm that the acknowledgement is correct within two days. If we do not hear from you, we will advise you that production is commencing on your order as shown on your acknowledgement.

## Returns

All returns must be approved and authorized in writing by Haskell Customer Support before any return can take place. In those instances where a return has been authorized, shipments will not be accepted unless accompanied by a written authorization from Haskell Customer Support Department. Merchandise must be returned in original shipping materials. A restocking fee will apply.

## Storage

If you are not able to accept delivery within a week of the acknowledged ship date, we can store the product, at your expense. If Customer Support is notified in time to delay production, storage charges can be avoided. Please notify Customer Support in writing of any schedule changes immediately and they will try to accommodate your request.

## GSA - U.S. General Services Administration

Contract Number: GS-27F-029DA

Contract Period: Contact your sales representative

Approved Product: Complete Line from Haskell

Federal Supply Schedule: FSC Group 71, Part 1 / Office Furniture / FSC Class 7110

Special Item Numbers (SIN): 711-1, 711-2, 711-3, 711-7, 711-8

Business Classification: Small Business

Discount: Contact your sales representative

End-User Prompt Payment Terms: 1% 20 days, net 30 days

Accepted Credit Cards: MasterCard, Visa, American Express, Discover

















Maximum Order Limitation: \$500,000

Freight Program: 1-20 Units, Origin. 21+ Units, Destination

Lead Times: 4-6 weeks

# Finish Guide










## worksurface options: Assemble, Echo, Fuzion, Smart, Marathon, Market

WOOD GRAIN LAMINATE	HASKELL CODE	PATTERNED LAMINATE	HASKELL CODE
 Asian Night 7949-38	NI	 Casual Linen 4943-38	LC
 Fusion Maple 7909-60 (HA)	H	 Classic Linen 4943-38	LN
 Grey Elm 8201-38	GE	 Grey Nebula 4622-60	GN
 Harvest Maple 7953-38	MH	 Pressed Linen 4991-38	PN
 Montana Walnut 7110-60 (MT)	K	 Shadow Zephyr 4857-60	ZS
 Natural Rift 7954-38	NA	 White Tigris 4783-60	TG
 Neo Walnut 7991-38	NW		
 Wild Cherry 7054-60 (CH)	WR		
		<b>SOLID LAMINATE</b>	<b>HASKELL CODE</b>
		 Fog 961-58 (Formica)	FF
		<b>WRITABLE LAMINATE</b>	<b>HASKELL CODE</b>
		 Frosty White 949-90 (Formica) (available on Echo series only) consult price list for upcharge for writable surface	F9










## wood grain 3mm edge options: Assemble, Echo, Fuzion, Smart, Marathon, Market Desking

COLOR	HASKELL CODE
 Asian Night W7949	AN
 Fusion Maple W7909-2009	I
 Grey Elm W8201	GE
 Harvest Maple W7953	MH
 Montana Walnut W7110	OW
 Natural Rift W7954	RT
 Neo Walnut W7991	NW
 Summer Flame (matches wild cherry) TL420-2009	SM

## solid 3mm edge options: Assemble, Echo, Fuzion, Smart, Marathon, Market Desking

COLOR	HASKELL CODE
 Black W1595	A
 Fog F961	FG
 Grey W1500	B
 Orange Grove WD501	OG
 Pepperdust WD327	G
 Primary Yellow PTSY914	PY
 Slate Grey WD91	F
 Spectrum Blue F8515	SB
 Spectrum Red F845	SR

## paint color options: Captiva, Smart, Marathon, Market Desking & Storage

PAINT COLOR	HASKELL CODE	PAINT COLOR	HASKELL CODE
 Arctic Gray 5019	AG	 Smoke 5066	SM
 Black 5002	BK		
 Brownstone 5064	BR		
 Graphite 5925	28		
 Pacifica 5083	PF		
 Platinum	P2		
 Platinum* 5055	PL		
 Powder Beige 5025	BG		
*PL is smooth the rest are textured			

## paint color options: Explorer frame color options

PAINT COLOR	HASKELL CODE
 Green Apple	GA
 Navy	EN
 Platinum	P2

# Finish Guide









## paint color options: Explorer storage module color options

PAINT COLOR	HASKELL CODE
Platinum	P2
*PL is smooth the rest are textured	

## paint color options: Echo & Fuzion

PAINT COLOR	HASKELL CODE
Platinum	PL
*PL is smooth the rest are textured	

## Ethos shell color options

PLASTIC COLOR	HASKELL CODE	PLASTIC COLOR	HASKELL CODE	PLASTIC COLOR	HASKELL CODE
 Navy	8J	 Sky	8D	 Green Apple	8E
 Orange	8F	 Storm	8L	 Black	8A
 Purple	8I	 Red	8B		

## Ethos base color options

PLASTIC COLOR	HASKELL CODE
 Storm	8L
 Black	8A

## tackboard fabric options: Smart & Market Desking

ANCHORAGE	2335
 Asteroid (2053)	AS
 Cobalt Blue (2045)	
 Geranium ((2084)	AN
 Green Olive (2048)	97
 Quarry Blue (2026)	96
 Waterfall (2691)	95
BROADCAST	2758
 Graphite (2375)	GR

1. If you require physical paint, edge or plastic samples, please contact Haskell customer support at 800-344-8888 or sales@haskelloffice.com.
2. If you require physical laminate samples please contact our laminate partner directly: Wilsonart at 800-433-3222.
3. If you require physical fabric samples please contact our textile partner directly: Guilford of Maine at 800-544-0200.
4. Please note: If you select a finish that is not listed above, there will be a custom finish upcharge and additional LEAD TIME\* may apply.
5. A textured finish is standard for Haskell paint; the only exception is Platinum that comes in a smooth finish.\*



# Assemble Series

## introduction



### General



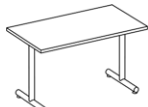


All Assemble Series Tables are 29" H. Worksurfaces are laminate wood core tops at 1 3/16" thick and are available with 3mm and wood edges on select models. Assemble Series Tables offers a variety of legs styles including tubular, C-tubular, arc, path and disk base. Caster, modesty panels, folding legs, and nesting options are available on select models.

### Electrical Options

Assemble Series Tables offer an extensive collection of electrical options including power/data modules, grommets, and vertical/horizontal wire management. Contact customer service for a detailed quotation.

# Assemble Series

## conferencing & multi-purpose w/ tubular base

DESCRIPTION	ITEM #	D	W	H	3MM EDGE	SHIP WT.	LEAD TIME*
 Round Table w/ tubular X-base & glides	ASHTX-30RD	30"		29"	\$708	185	S
	ASHTX-36RD	36"		29"	\$802	197	S
	ASHTX-42RD	42"		29"	\$952	215	S
	ASHTX-48RD	48"		29"	\$998	230	S
	ASHTX-60RD	60"		29"	\$1170	245	S
 Square Table w/ tubular X-base & glides	ASHTX-3030SQ	30"	30"	29"	\$698	185	S
	ASHTX-3636SQ	36"	36"	29"	\$790	197	S
	ASHTX-4242SQ	42"	42"	29"	\$942	215	S
	ASHTX-6060SQ	60"	60"	29"	\$988	230	S
 Rectangular Table w/ tubular base & glides	ASHT-3060	30"	60"	29"	\$724	111	S
	ASHT-3066	30"	66"	29"	\$790	116	S
	ASHT-3072	30"	72"	29"	\$812	121	S
	ASHT-3660	36"	60"	29"	\$734	108	S
	ASHT-3666	36"	66"	29"	\$776	112	S
	ASHT-3672	36"	72"	29"	\$842	116	S
 Racetrack Table w/ tubular base & glides	ASHT-3660RT	36"	60"	29"	\$1300	245	S
	ASHT-3672RT	36"	72"	29"	\$1560	260	S
	ASHT-3684RT	36"	84"	29"	\$1794	275	S
 Bowed Table w/ tubular base & glides	ASHT-3696BT	36" Ends 42" Middle	96"	29"	\$2132	345	S

to order

1. Item Number
2. Paint Finish
3. Laminate
4. Edge Finish
5. Options (for rectangular, racetrack and bowed tables)

example

ASHTX-30RD - 5503 - HS - 4072 -  
 ITEM NUMBER PAINT FINISH LAMINATE EDGE FINISH OPTIONS  
 please separate each item with a dash

### wire management options

MODEL	DESCRIPTION	PRICE
WO1G	(1) Grommet, centered on table work surface	\$52
WO36	36" Wire Manager, Field Trimmable	\$120
WO48	48" Wire Manager, Field Trimmable	\$130
WO60	60" Wire Manager, Field Trimmable	\$146
WO72	72" Wire Manager, Field Trimmable	\$156
WOCS	Cable Spine	\$390

### power & data options

MODEL	DESCRIPTION	PRICE
POPM	Plastic Power Module (2) power (2) data jacks, centered on work surface	\$312
POAM	Aluminum Power Module (2) power (2) data jacks, centered on work surface	\$500






Available paint colors are (MS) Metallic Silver and (BK) Black

[Return to Table of Contents](#)

\* S – Standard Lead Time 4-6 weeks | E – Extended Lead Time 10-12 weeks | Lead times subject to change without notice

# Assemble Series

## conferencing & multi-purpose w/ arc base

DESCRIPTION	ITEM #	D	W	H	3MM EDGE	SHIP WT.	LEAD TIME*
 Round Table w/ arc X-base & glides	ASHAX-30RD	30"		29"	\$806	188	S
	ASHAX-36RD	36"		29"	\$842	200	S
	ASHAX-42RD	42"		29"	\$962	218	S
	ASHAX-48RD	48"		29"	\$1010	233	S
	ASHAX-60RD	60"		29"	\$1170	248	S
 Square Table w/ arc X-base & glides	ASHAX-3030SQ	30"	30"	29"	\$796	188	S
	ASHAX-3636SQ	36"	36"	29"	\$832	200	S
	ASHAX-4242SQ	42"	42"	29"	\$952	218	S
 Rectangular Table w/ arc base & glides	ASHA-3060	30"	60"	29"	\$1040	188	S
	ASHA-3066	30"	66"	29"	\$1144	193	S
	ASHA-3072	30"	72"	29"	\$1248	202	S
	ASHA-3660	36"	60"	29"	\$1118	213	S
	ASHA-3666	36"	66"	29"	\$1222	224	S
	ASHA-3672	36"	72"	29"	\$1326	233	S
 Racetrack Table w/ arc base & glides	ASHA-3660RT	36"	60"	29"	\$1300	285	S
	ASHA-3672RT	36"	72"	29"	\$1560	325	S
	ASHA-3684RT	36"	84"	29"	\$1794	350	S
 Bowed Table w/ arc base & glides	ASHA-3696BT	36" Ends 42" Middle	96"	29"	\$2132	375	S

- to order**
1. Item Number
  2. Paint Finish
  3. Laminate
  4. Edge Finish
  5. Options (for rectangular, racetrack and bowed tables)

**example** ASHAX-30RD - 5503 - HS - 4072 - \_\_\_\_\_

ITEM NUMBER PAINT FINISH LAMINATE EDGE FINISH OPTIONS

*please separate each item with a dash*

### wire management options

MODEL	DESCRIPTION	PRICE
WO1G	(1) Grommet, centered on table work surface	\$52
WO36	36" Wire Manager, Field Trimmable	\$120
WO48	48" Wire Manager, Field Trimmable	\$130
WO60	60" Wire Manager, Field Trimmable	\$146
WO72	72" Wire Manager, Field Trimmable	\$156
WOCS	Cable Spine	\$390






### power & data options

MODEL	DESCRIPTION	PRICE
POPM	Plastic Power Module (2) power (2) data jacks, centered on work surface	\$312
POAM	Aluminum Power Module (2) power (2) data jacks, centered on work surface	\$500

Available paint colors are (MS) Metallic Silver and (BK) Black

# Assemble Series

## conferencing & multi-purpose w/ disk base

DESCRIPTION	ITEM #	D	W	H	3MM EDGE	SHIP WT.	LEAD TIME*
 Round Table w/ disk base & glides	ASHD-30RDw	30"		29"	\$962	288	S
	ASHD-36RD	36"		29"	\$1092	300	S
	ASHD-42RD	42"		29"	\$1352	318	S
	ASHD-48RD	48"		29"	\$1456	333	S
 Square Table w/ disk base & glides	ASHD-3030SQ	30"	30"	29"	\$952	288	S
	ASHD-3636SQ	36"	36"	29"	\$1082	325	S
	ASHD-4242SQ	42"	42"	29"	\$1342	350	S
 Rectangular Table w/ disk base & glides	ASHD-3060	30"	60"	29"	\$1664	260	S
	ASHD-3066	30"	66"	29"	\$1872	288	S
	ASHD-3072	30"	72"	29"	\$2184	293	S
	ASHD-3660	36"	60"	29"	\$1742	302	S
	ASHD-3666	36"	66"	29"	\$1950	313	S
	ASHD-3672	36"	72"	29"	\$2262	324	S
 Racetrack Table w/ disk base & glides	ASHD-3660RT	36"	60"	29"	\$1820	355	S
	ASHD-3672RT	36"	72"	29"	\$2028	385	S
	ASHD-3684RT	36"	84"	29"	\$2340	425	S
 Bowed Table w/ disk base & glides	ASHD-3696BT	36" Ends 42" Middle	96"	29"	\$2678	525	S

to order

1. Item Number
2. Paint Finish
3. Laminate
4. Edge Finish
5. Options (for racetrack and bowed tables)

example

ASHD-30RD - 5503 - HS - 4072 -  
 ITEM NUMBER PAINT FINISH LAMINATE EDGE FINISH OPTIONS  
 please separate each item with a dash

### wire management options

MODEL	DESCRIPTION	PRICE
WO1G	(1) Grommet, centered on table work surface	\$52
WO36	36" Wire Manager, Field Trimmable	\$120
WO48	48" Wire Manager, Field Trimmable	\$130
WO60	60" Wire Manager, Field Trimmable	\$146
WO72	72" Wire Manager, Field Trimmable	\$156
WOCS	Cable Spine	\$390

### power & data options

MODEL	DESCRIPTION	PRICE
POPM	Plastic Power Module (2) power (2) data jacks, centered on work surface	\$312
POAM	Aluminum Power Module (2) power (2) data jacks, centered on work surface	\$500

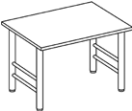


Available paint colors are (MS) Metallic Silver and (BK) Black

\* S – Standard Lead Time 4-6 weeks | E – Extended Lead Time 10-12 weeks | Lead times subject to change without notice

[Return to Table of Contents](#)

# Assemble Series

## conferencing & multi-purpose w/ path base

DESCRIPTION	ITEM #	D	W	H	3MM EDGE	SHIP WT.	LEAD TIME*
 Rectangular Table w/ path base & glides	ASHP-3060	30"	60"	29"	\$1014	188	S
	ASHP-3066	30"	66"	29"	\$1066	193	S
	ASHP-3072	30"	72"	29"	\$1118	202	S
	ASHP-3660	36"	60"	29"	\$1092	213	S
	ASHP-3666	36"	66"	29"	\$1144	224	S
	ASHP-3672	36"	72"	29"	\$1196	233	S
 Racetrack Table w/ path base & glides	ASHP-3660RT	36"	60"	29"	\$1170	285	S
	ASHP-3672RT	36"	72"	29"	\$1222	325	S
	ASHP-3684RT	36"	84"	29"	\$1274	350	S
 Bowed Table w/ path base & glides	ASHP-3696BT	36" Ends 42" Middle	96"	29"	\$1612	375	S

to order

1. Item Number

2. Paint Finish

3. Laminate

4. Edge Finish

5. Options

example

ASHP-3060 - 5503 - HS - 4072 -

ITEM NUMBER

PAINT FINISH

LAMINATE

EDGE FINISH

OPTIONS

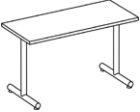
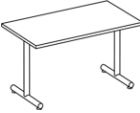
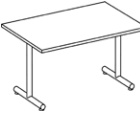


please separate each item with a dash

wire management options			power & data options		
MODEL	DESCRIPTION	PRICE	MODEL	DESCRIPTION	PRICE
WO1G	(1) Grommet, centered on table work surface	\$52	POPM	Plastic Power Module (2) power (2) data jacks, centered on work surface	\$312
WO36	36" Wire Manager, Field Trimmable	\$120	POAM	Aluminum Power Module (2) power (2) data jacks, centered on work surface	\$500
WO48	48" Wire Manager, Field Trimmable	\$130			
WO60	60" Wire Manager, Field Trimmable	\$146			
WO72	72" Wire Manager, Field Trimmable	\$156			
WOCS	Cable Spine	\$390			

Available paint colors are (MS) Metallic Silver and (BK) Black

# Assemble Series

## training tables w/ tubular base

DESCRIPTION	ITEM #	D	W	H	3MM EDGE	SHIP WT.	LEAD TIME*
 24" Deep Training Table w/ tubular base & glides	ASHT-2430	24"	30"	29"	\$516	81	S
	ASHT-2436	24"	36"	29"	\$552	84	S
	ASHT-2442	24"	42"	29"	\$572	87	S
	ASHT-2448	24"	48"	29"	\$598	90	S
	ASHT-2454	24"	54"	29"	\$646	93	S
	ASHT-2460	24"	60"	29"	\$686	96	S
	ASHT-2466	24"	66"	29"	\$754	99	S
	ASHT-2472	24"	72"	29"	\$776	102	S
 30" Deep Training Table w/ tubular base & glides	ASHT-3030	30"	30"	29"	\$552	85	S
	ASHT-3036	30"	36"	29"	\$588	91	S
	ASHT-3042	30"	42"	29"	\$608	96	S
	ASHT-3048	30"	48"	29"	\$634	101	S
	ASHT-3054	30"	54"	29"	\$682	106	S
	ASHT-3060	30"	60"	29"	\$724	111	S
	ASHT-3066	30"	66"	29"	\$790	116	S
	ASHT-3072	30"	72"	29"	\$812	121	S
 36" Deep Training Table w/ tubular base & glides	ASHT-3636	36"	36"	29"	\$604	89	S
	ASHT-3642	36"	42"	29"	\$640	95	S
	ASHT-3648	36"	48"	29"	\$650	99	S
	ASHT-3654	36"	54"	29"	\$686	104	S
	ASHT-3660	36"	60"	29"	\$734	108	S
	ASHT-3666	36"	66"	29"	\$776	112	S
	ASHT-3672	36"	72"	29"	\$842	116	S
 24" Deep Transitional Training Worksurface	ASHTQ-2424	24"	24"		\$250	24	S
 Trapezoid Training Table w/ tubular base & glides	ASHTT-2448	24"	48"	29"	\$676	68	S
	ASHTT-3060	30"	60"	29"	\$864	71	S

to order

1. Item Number
2. Paint Finish
3. Laminate
4. Edge Finish
5. Options

example ASHT-2430 - 5503 - HS - 4072 -

ITEM NUMBER PAINT FINISH LAMINATE EDGE FINISH OPTIONS

please separate each item with a dash

### wire management options

MODEL	DESCRIPTION	PRICE
WO1G	(1) Grommet, centered on work surface, approach side	\$52
WO2G	(2) Grommets, (1) in each work surface corner, approach side	\$114
WO36	36" Wire Manager, Field Trimmable	\$120
WO48	48" Wire Manager, Field Trimmable	\$130
WO60	60" Wire Manager, Field Trimmable	\$146
WO72	72" Wire Manager, Field Trimmable	\$156
WOCs	Cable Spine	\$390

### power & data options

MODEL	DESCRIPTION	PRICE
POPM	Plastic Power Module (2) power (2) data jacks, centered on work surface, approach side	\$312
POAM	Aluminum Power Module (2) power (2) data jacks, centered on work surface, approach side	\$500

### base options

MODEL	DESCRIPTION	PRICE
BOCS	Casters, table heights remain the same	\$208
BOFL	Folding Legs	\$364
BONL	Nesting Legs	\$390
BOGC	Ganging Clips	\$104
BO36	36" Modesty Panel	\$136
BO48	48" Modesty Panel	\$146
BO60	60" Modesty Panel	\$152
BO72	72" Modesty Panel	\$162

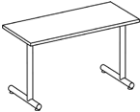
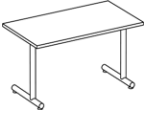
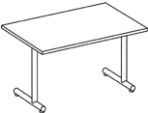


Available paint colors are (MS) Metallic Silver and (BK) Black

[Return to Table of Contents](#)

\* S – Standard Lead Time 4-6 weeks | E – Extended Lead Time 10-12 weeks | Lead times subject to change without notice

# Assemble Series

## training tables w/ C-tubular base

DESCRIPTION	ITEM #	D	W	H	3MM EDGE	SHIP WT.	LEAD TIME*
 24" Deep Training Table w/ C-tubular base & glides	ASHTC-2430	24"	30"	29"	\$526	80	S
	ASHTC-2436	24"	36"	29"	\$562	83	S
	ASHTC-2442	24"	42"	29"	\$582	86	S
	ASHTC-2448	24"	48"	29"	\$608	89	S
	ASHTC-2454	24"	54"	29"	\$656	92	S
	ASHTC-2460	24"	60"	29"	\$698	95	S
	ASHTC-2466	24"	66"	29"	\$764	98	S
	ASHTC-2472	24"	72"	29"	\$786	101	S
 30" Deep Training Table w/ C-tubular base & glides	ASHTC-3030	30"	30"	29"	\$562	84	S
	ASHTC-3036	30"	36"	29"	\$598	88	S
	ASHTC-3042	30"	42"	29"	\$620	92	S
	ASHTC-3048	30"	48"	29"	\$646	96	S
	ASHTC-3054	30"	54"	29"	\$692	100	S
	ASHTC-3060	30"	60"	29"	\$734	104	S
	ASHTC-3066	30"	66"	29"	\$802	108	S
	ASHTC-3072	30"	72"	29"	\$822	112	S
 36" Deep Training Table w/ C-tubular base & glides	ASHTC-3636	36"	36"	29"	\$614	87	S
	ASHTC-3642	36"	42"	29"	\$650	90	S
	ASHTC-3648	36"	48"	29"	\$672	93	S
	ASHTC-3654	36"	54"	29"	\$698	96	S
	ASHTC-3660	36"	60"	29"	\$744	99	S
	ASHTC-3666	36"	66"	29"	\$786	102	S
	ASHTC-3672	36"	72"	29"	\$854	105	S
 24" Deep Transitional Training Worksurface	ASHTCQ-2424	24"	24"		\$250	24	S
 Trapezoid Training Table w/ C-tubular base& glides	ASHTCT-2448	24"	48"	29"	\$666	67	S
	ASHTCT-3060	30"	60"	29"	\$854	70	S

to order

1. Item Number

2. Paint Finish

3. Laminate

4. Edge Finish

5. Options

example

ASHTC-2430 - 5503 - HS - 4072 -

ITEM NUMBER

PAINT FINISH

LAMINATE

EDGE FINISH

OPTIONS

please separate each item with a dash






wire management options			power & data options		
MODEL	DESCRIPTION	PRICE	MODEL	DESCRIPTION	PRICE
WO1G	(1) Grommet, centered on work surface, approach side	\$52	POPM	Plastic Power Module (2) power (2) data jacks, centered on work surface, approach side	\$312
WO2G	(2) Grommets, (1) in each work surface corner, approach side	\$114	POAM	Aluminum Power Module (2) power (2) data jacks, centered on work surface, approach side	\$500
WO36	36" Wire Manager, Field Trimmable	\$120	base options		
WO48	48" Wire Manager, Field Trimmable	\$130	MODEL	DESCRIPTION	PRICE
WO60	60" Wire Manager, Field Trimmable	\$146	BOCS	Casters, table heights remain the same	\$208
WO72	72" Wire Manager, Field Trimmable	\$156	BOFL	Folding Legs	\$364
WOCS	Cable Spine	\$390	BONL	Nesting Legs	\$390
			BOGC	Ganging Clips	\$104
			BO36	36" Modesty Panel	\$136
			BO48	48" Modesty Panel	\$146
			BO60	60" Modesty Panel	\$152
			BO72	72" Modesty Panel	\$162

Available paint colors are (MS) Metallic Silver and (BK) Black

\* S – Standard Lead Time 4-6 weeks | E – Extended Lead Time 10-12 weeks | Lead times subject to change without notice

# Assemble Series

## training tables w/ arc base

DESCRIPTION	ITEM #	D	W	H	3MM EDGE	SHIP WT.	LEAD TIME*
 24" Deep Training Table w/ arc base & glides	ASHA-2430	24"	30"	29"	\$542	84	S
	ASHA-2436	24"	36"	29"	\$578	88	S
	ASHA-2442	24"	42"	29"	\$598	92	S
	ASHA-2448	24"	48"	29"	\$624	96	S
	ASHA-2454	24"	54"	29"	\$672	100	S
	ASHA-2460	24"	60"	29"	\$712	104	S
	ASHA-2466	24"	66"	29"	\$780	108	S
	ASHA-2472	24"	72"	29"	\$802	112	S
 30" Deep Training Table w/ arc base & glides	ASHA-3030	30"	30"	29"	\$578	87	S
	ASHA-3036	30"	36"	29"	\$614	91	S
	ASHA-3042	30"	42"	29"	\$634	95	S
	ASHA-3048	30"	48"	29"	\$660	99	S
	ASHA-3054	30"	54"	29"	\$708	103	S
	ASHA-3060	30"	60"	29"	\$750	107	S
	ASHA-3066	30"	66"	29"	\$816	111	S
	ASHA-3072	30"	72"	29"	\$838	115	S
 36" Deep Training Table w/ arc base & glides	ASHA-3636	36"	36"	29"	\$630	90	S
	ASHA-3642	36"	42"	29"	\$666	94	S
	ASHA-3648	36"	48"	29"	\$686	99	S
	ASHA-3654	36"	54"	29"	\$712	107	S
	ASHA-3660	36"	60"	29"	\$760	111	S
	ASHA-3666	36"	66"	29"	\$802	115	S
	ASHA-3672	36"	72"	29"	\$868	119	S
 24" Deep Transitional Training Worksurface	ASHAQ-2424	24"	24"		\$250	24	S
 Trapezoid Training Table w/ arc base & glides	ASHAT-2448	24"	48"	29"	\$682	69	S
	ASHAT-3060	30"	60"	29"	\$868	72	S

to order

1. Item Number
2. Paint Finish
3. Laminate
4. Edge Finish
5. Options

example

ASHA-2430 - 5503 - HS - 4072 -  
 ITEM NUMBER PAINT FINISH LAMINATE EDGE FINISH OPTIONS  
 please separate each item with a dash

### wire management options

MODEL	DESCRIPTION	PRICE
WO1G	(1) Grommet, centered on work surface, approach side	\$52
WO2G	(2) Grommets, (1) in each work surface corner, approach side	\$114
WO36	36" Wire Manager, Field Trimmable	\$120
WO48	48" Wire Manager, Field Trimmable	\$130
WO60	60" Wire Manager, Field Trimmable	\$146
WO72	72" Wire Manager, Field Trimmable	\$156
WOCs	Cable Spine	\$390

### power & data options

MODEL	DESCRIPTION	PRICE
POPM	Plastic Power Module (2) power (2) data jacks, centered on work surface, approach side	\$312
POAM	Aluminum Power Module (2) power (2) data jacks, centered on work surface, approach side	\$500

### base options

MODEL	DESCRIPTION	PRICE
BOCS	Casters, table heights remain the same	\$208
BOFL	Folding Legs	\$364
BONL	Nesting Legs	\$390
BOGC	Ganging Clips	\$104
BO36	36" Modesty Panel	\$136
BO48	48" Modesty Panel	\$146
BO60	60" Modesty Panel	\$152
BO72	72" Modesty Panel	\$162


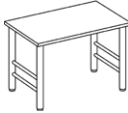



Available paint colors are (MS) Metallic Silver and (BK) Black

[Return to Table of Contents](#)

\* S – Standard Lead Time 4-6 weeks | E – Extended Lead Time 10-12 weeks | Lead times subject to change without notice

# Assemble Series

## training tables w/ path base

DESCRIPTION	ITEM #	D	W	H	3MM EDGE	SHIP WT.	LEAD TIME*
 24" Deep Training Table w/ path base & glides	ASHP-2430	24"	30"	29"	\$568	148	S
	ASHP-2436	24"	36"	29"	\$604	154	S
	ASHP-2442	24"	42"	29"	\$624	150	S
	ASHP-2448	24"	48"	29"	\$650	165	S
	ASHP-2454	24"	54"	29"	\$698	179	S
	ASHP-2460	24"	60"	29"	\$740	191	S
	ASHP-2466	24"	66"	29"	\$806	198	S
	ASHP-2472	24"	72"	29"	\$828	203	S
 30" Deep Training Table w/ path base & glides	ASHP-3030	30"	30"	29"	\$604	159	S
	ASHP-3036	30"	36"	29"	\$640	163	S
	ASHP-3042	30"	42"	29"	\$660	169	S
	ASHP-3048	30"	48"	29"	\$686	174	S
	ASHP-3054	30"	54"	29"	\$734	180	S
	ASHP-3060	30"	60"	29"	\$776	188	S
	ASHP-3066	30"	66"	29"	\$842	193	S
	ASHP-3072	30"	72"	29"	\$864	202	S
 36" Deep Training Table w/ path base & glides	ASHP-3636	36"	36"	29"	\$656	182	S
	ASHP-3642	36"	42"	29"	\$692	190	S
	ASHP-3648	36"	48"	29"	\$712	202	S
	ASHP-3654	36"	54"	29"	\$738	208	S
	ASHP-3660	36"	60"	29"	\$786	213	S
	ASHP-3666	36"	66"	29"	\$828	224	S
	ASHP-3672	36"	72"	29"	\$894	233	S
 24" Deep Transitional Training Worksurface	ASHPQ-2424	24"	24"		\$276	24	S
 Trapezoid Training Table w/ path base & glides	ASHPT-2448	24"	48"	29"	\$708	70	S
	ASHPT-3060	30"	60"	29"	\$894	73	S

to order

1. Item Number
2. Paint Finish
3. Laminate
4. Edge Finish
5. Options

example

ASHP-2430 - 5503 - HS - 4072 -

ITEM NUMBER PAINT FINISH LAMINATE EDGE FINISH OPTIONS

*please separate each item with a dash*

### wire management options

MODEL	DESCRIPTION	PRICE
WO1G	(1) Grommet, centered on work surface, approach side	\$52
WO2G	(2) Grommets, (1) in each work surface corner, approach side	\$114
WO36	36" Wire Manager, Field Trimmable	\$120
WO48	48" Wire Manager, Field Trimmable	\$130
WO60	60" Wire Manager, Field Trimmable	\$146
WO72	72" Wire Manager, Field Trimmable	\$156
WOCS	Cable Spine	\$390

### power & data options

MODEL	DESCRIPTION	PRICE
POPM	Plastic Power Module (2) power (2) data jacks, centered on work surface, approach side	\$312
POAM	Aluminum Power Module (2) power (2) data jacks, centered on work surface, approach side	\$500

### base options

MODEL	DESCRIPTION	PRICE
BOCS	Casters, table heights remain the same	\$208
BOFL	Folding Legs	\$364
BONL	Nesting Legs	\$390
BOGC	Ganging Clips	\$104
BO36	36" Modesty Panel	\$136
BO48	48" Modesty Panel	\$146
BO60	60" Modesty Panel	\$152
BO72	72" Modesty Panel	\$162

Available paint colors are (MS) Metallic Silver and (BK) Black

\* S – Standard Lead Time 4-6 weeks | E – Extended Lead Time 10-12 weeks | Lead times subject to change without notice

# Assemble Series

## coffee & corner tables

DESCRIPTION	ITEM #	PRICE	LEAD TIME*
24x24 Corner Table	CT24	\$832	*
30x30 Coffee Table	CT30	\$894	*
36x36 Coffee Table	CT36	\$936	*
20x48 Coffee Table	CT48	\$1300	*

to order

1. Item Number

example

CT24

ITEM NUMBER

*please separate each item with a dash*

# Captiva Series

## introduction - pedestals



### General

All Captiva Pedestals are 14 7/8" in width. All file drawers are designed to accommodate hanging folders. Mobile units are standard with counterweights to reduce the likelihood of tipping. However, it is recommended that not more than one heavily loaded drawer be opened at one time. Caution should be exercised when pedestals are used as freestanding units.

### Assembly

All units ship fully assembled.

### Locks

Captiva Pedestals come standard with a removable core lock for easy reconfiguration on site. Units can be keyed alike to other Haskell Products upon request.

### Unit Construction

The Captiva Series Pedestal drawer fronts are external to the case and are referred to as Proud.

### Wood Core Tops

Laminate tops are available as a separate component. Tops are available with a 3mm edge. All wood core tops are 1 1/8" thick.

### Casters/Glides

Captiva Pedestals are available with either adjustable glides or casters. Casters and glides are easily interchangeable in the field.

### COM

All COM yardage is based on a 54" wide fabric.

### Keying Information and Locking Options

All locks feature a removable core which is easily removed on site. All lock cores are interchangeable through all products as cores are universal.

Locks throughout an order or locks within a particular workstation can be keyed alike at no additional charge if specified when ordering. Keyed Alike means that all locks are identical. To order, specify which products are to be keyed alike and order a "Removable Core Lock Kit" for each group of products to be keyed alike. The specified products will be shipped without lock cores. The cores for each workstation will be packaged separately. All Removable Core Lock Kits are shipped with a control key for removing or inserting lock cores. Note that a control key works only when a lock is in the unlocked position.

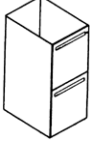

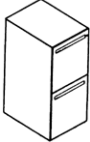
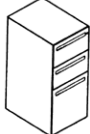
Master keys, which operate any removable core lock, are available for \$35 net each.

One control key is provided for each "key alike" order. If additional keys are needed, cost is \$35 net each.

Additional keys can be purchased for \$15 net per key.

# Captiva Series

## worksurface supporting and fixed pedestals w/ proud drawers

DESCRIPTION	ITEM #	D	W	H	PRICE	SHIP WT.	LEAD TIME*
Worksurface Supporting Pedestals file/file, open top 	WP18FF	17 1/4"	14 7/8"	27 5/8"	\$446	85	E
	WP24FF	22 7/8"	14 7/8"	27 5/8"	\$458	85	E
	WP28FF	28 7/8"	14 7/8"	27 5/8"	\$556	85	E
Worksurface Supporting Pedestals box/box/file, open top 	WP18BBF	17 1/4"	14 7/8"	27 5/8"	\$520	88	E
	WP24BBF	22 7/8"	14 7/8"	27 5/8"	\$544	88	E
	WP28BBF	28 7/8"	14 7/8"	27 5/8"	\$616	88	E
Fixed Pedestal file/file 	FP18FF	17 1/4"	14 7/8"	27 5/8"	\$476	87	E
	FP24FF	22 7/8"	14 7/8"	27 5/8"	\$530	87	E
	FP28FF	28 7/8"	14 7/8"	27 5/8"	\$580	87	E
Fixed Pedestal box/box/file 	FP18BBF	17 1/4"	14 7/8"	27 5/8"	\$568	83	E
	FP24BBF	22 7/8"	14 7/8"	27 5/8"	\$640	83	E
	FP28BBF	28 7/8"	14 7/8"	27 5/8"	\$650	83	E

to order

1. Item Number
2. Pull Style
3. Paint Finish


example

**WP18FF - FL - 5503**  
 ITEM NUMBER PULL STYLE PAINT FINISH  
*please separate each item with a dash*

### drawer pull options

#### MODEL DESCRIPTION

FL Full



# Captiva Series

## lateral pedestals w/ proud drawers

DESCRIPTION	ITEM #	NOTE	D	W	H	PRICE	SHIP WT.	LEAD TIME*
Filing Center Pedestal-right combo-unit bottom drawer equipped w/side-to-side hanging bars, open top	LS12-3024R-2Y	Unit fits under worksurface	18"	30"	27 5/8"	\$1364	90	E
Filing Center Pedestal-left combo-unit bottom drawer equipped w/side-to-side hanging bars, open top	LS12-3024L-2Y	Unit fits under worksurface	18"	30"	27 5/8"	\$1364	90	E
Lateral File Pedestal file/file, drawers equipped w/ side-to-side hanging bars, open top	LS12-3024-2D	Unit fits under worksurface	18"	30"	27 5/8"	\$926	103	E
	LS12-3624-2D	Unit fits under worksurface	18"	36"	27 5/8"	\$976	119	E
	LS12-4224-2D	Unit fits under worksurface	18"	42"	27 5/8"	\$1026	134	E

to order

1. Item Number

2. Pull Style

3. Paint Finish

example

LS12-3024R-2Y

-

FL

-

5503

ITEM NUMBER

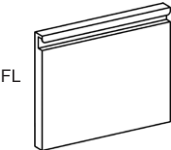
PULL STYLE

PAINT FINISH

please separate each item with a dash

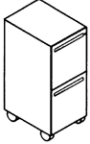
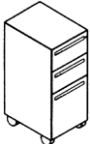


### drawer pull options

MODEL	DESCRIPTION
FL	Full



# Captiva Series

## mobile pedestals w/ proud drawers

DESCRIPTION	ITEM #	COM	D	W	H	PRICE	SHIP WT.	LEAD TIME*
	MP18FF		17 ¼"	14 ⅞"	27 ½"	\$642	83	E
	MP24FF		22 ⅞"	14 ⅞"	27 ½"	\$742	83	E
	MP28FF		28 ⅞"	14 ⅞"	27 ½"	\$756	83	E
	MP18BBF		17 ¼"	14 ⅞"	27 ½"	\$756	87	E
	MP24BBF		22 ⅞"	14 ⅞"	27 ½"	\$784	87	E
	MP28BBF		28 ⅞"	14 ⅞"	27 ½"	\$802	87	E
	ZMPF24BF	1 YD	22 ⅞"	14 ⅞"	24 ⅞"	\$1108	80	E
	ZMP24BF	1 YD	22 ⅞"	14 ⅞"	23 ⅞"	\$730	80	E

to order

1. Item Number
2. Pull Style
3. Paint Finish
4. Fabric (for cushion top pedestal only)

example


**MP18FF - FL - 5503 -**

ITEM NUMBER    PULL STYLE    PAINT FINISH    FABRIC

*please separate each item with a dash*

### drawer pull options

MODEL	DESCRIPTION
FL	Full



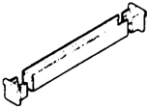
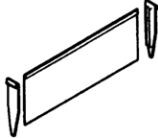
### notes

Pedestals come with the following:

- 2 keys
- Pencil Tray
- Side-Side / Front-Back Filing

# Captiva Series

## pedestals accessories

DESCRIPTION	ITEM #	SIZE/DESCRIPTION	PRICE	SHIP WT.	LEAD TIME*
Pedestal Side to Side Bar 	OHASFB	Allows users to file letter or legal width files side to side	\$30		
Pedestal Drawer Divider 	OHABDD	For box drawers	\$56		
File Compressor	OHCOMP	File drawer compressor	\$40		

to order

1. Item Number

example

OHASFB

ITEM NUMBER

# Captiva Series

## introduction - lateral files & storage cabinets



### General

All Captiva Lateral Files are constructed using Haskell's unique "Double O" frame construction for outstanding strength and durability. Captiva Lateral Files and Overfile units are 18" deep. Adjustable glides are standard at the front and rear of all cases. Files are designed with dual lock bars and safety interlock mechanisms integrated into the suspensions. All standard lateral files with fixed fronts drawers come with a set of hanging folder frames for side-to-side filing. Two dividers can be substituted for side-to-side rails at no charge if specified when ordering. Front-to-back filing bars may be ordered separately for field installation. All drawer fronts are field replaceable.

### Suspensions

All Captiva Lateral Files have heavy duty, fully progressive steel ball bearing suspensions with integrated slide lock system. The integrated slide lock system has the interlock built into the drawer slide to enable a more positive interlock system.

### Assembly

All units ship fully assembled. Interior drawer accessories are field-installed only.

### Locks

Captiva Laterals come standard with a removable core lock for easy reconfiguration on site. Units can be keyed alike to other Haskell Products upon request.

### Wood Core Tops

Laminate tops are available as a separate component to span multiple files. Tops are available with a 3mm edge. All wood core tops are 1 1/8" thick.

### Unit Construction

The Captiva Series Laterals are offered with flush style drawer fronts.

### Keying Information and Locking Options

All locks feature a removable core which is easily removed on site. All lock cores are interchangeable through all products as cores are universal.

Locks throughout an order or locks within a particular workstation can be keyed alike at no additional charge if specified when ordering. "Keyed Alike" means that all locks are identical. To order, specify which products are to be keyed alike and order a "Removable Core Lock Kit" for each group of products to be keyed alike. The specified products will be shipped without lock cores. The cores for each workstation will be packaged separately. All Removable Core Lock Kits are shipped with a control key for removing or inserting lock cores. Note that a control key works only when a lock is in the unlocked position.

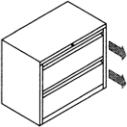
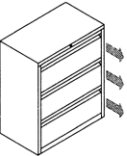
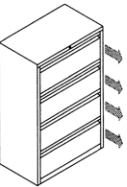
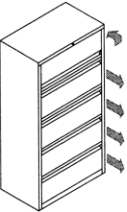
Master keys, which operate any removable core lock, are available for \$35 net each.

One control key is provided for each "key alike" order. If additional keys are needed, cost is \$35 net each.

Additional keys can be purchased for \$15 net per key.

# Captiva Series

## lateral files w/ 12" flush drawers

DESCRIPTION	ITEM #	D	W	H	PRICE	SHIP WT.	LEAD TIME*
<div>Two High (2) 12" flush drawers</div> 	LA12F-3024-2D	18"	30"	28"	\$1046	103	E
	LA12F-3624-2D	18"	36"	28"	\$1106	119	E
	LA12F-4224-2D	18"	42"	28"	\$1168	134	E
<div>Three High (3) 12" flush drawers</div> 	LA12F-3036-3D	18"	30"	40"	\$1258	143	E
	LA12F-3636-3D	18"	36"	40"	\$1410	162	E
	LA12F-4236-3D	18"	42"	40"	\$1482	181	E
<div>Four High (4) 12" flush drawers</div> 	LA12F-3048-4D	18"	30"	52"	\$1706	182	E
	LA12F-3648-4D	18"	36"	52"	\$1872	205	E
	LA12F-4248-4D	18"	42"	52"	\$1960	227	E
<div>Five High (4) 12" flush drawers &amp; (1) 12" receding door w/ roll out shelf</div> 	LA12F-3060-4D1R	18"	30"	64"	\$2102	221	E
	LA12F-3660-4D1R	18"	36"	64"	\$2248	248	E
	LA12F-4260-4D1R	18"	42"	64"	\$2404	274	E

to order

1. Item Number

2. Pull Style

3. Paint Finish

example

LA12F-3024-2D - FL - 5503

ITEM NUMBER      PULL STYLE      PAINT FINISH

please separate each item with a dash

drawer pull options

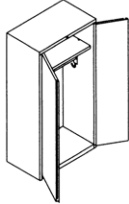
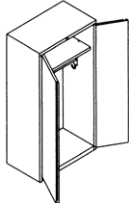
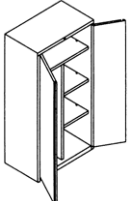
MODEL	DESCRIPTION
FL	Full

FL



# Captiva Series

## wardrobe cabinets

DESCRIPTION	ITEM #	D	W	H	PRICE	SHIP WT.	LEAD TIME*
Wardrobe Unit, 18" D (1) fixed shelf, coat rod, (2) hooks 	CW12-3048-FL	18"	30"	51 ½"	\$1448	110	E
	CW12-3060-FL	18"	30"	64"	\$1598	125	E
	CW12-3648-FL	18"	36"	51 ½"	\$1464	120	E
	CW12-3660-FL	18"	36"	64"	\$1624	135	E
	CW12-4248-FL	18"	42"	51 ½"	\$1520	138	E
	CW12-4260-FL	18"	42"	64"	\$2210	153	E
Wardrobe Unit, 24" D (1) fixed shelf, coat rod, (2) hooks 	CW12-304824-FL	24"	30"	51 ½"	\$1510	132	E
	CW12-306024-FL	24"	30"	67"	\$1644	148	E
	CW12-364824-FL	24"	36"	51 ½"	\$1528	144	E
	CW12-366024-FL	24"	36"	67"	\$1670	159	E
	CW12-424824-FL	24"	42"	51 ½"	\$1766	162	E
	CW12-426024-FL	24"	42"	67"	\$1932	178	E
Wardrobe/Storage Unit, 18" D (4) adjustable shelves, ½ coat rod, (1) hook 	CC12-3048-FL	18"	30"	51 ½"	\$1520	118	E
	CC12-3060-FL	18"	30"	67"	\$1716	133	E
	CC12-3648-FL	18"	36"	51 ½"	\$1538	134	E
	CC12-3660-FL	18"	36"	67"	\$1962	150	E
	CC12-3678-FL	18"	36"	78"	\$2894	170	E
	CC12-4248-FL	18"	42"	51 ½"	\$1876	162	E
	CC12-4260-FL	18"	42"	67"	\$1810	174	E

to order

1. Item Number
2. Paint Finish

example

**CW12-3648-FL - 5503**

ITEM NUMBER

PAINT FINISH


*please separate each item with a dash*

### drawer pull

MODEL DESCRIPTION

FL Full

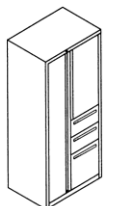
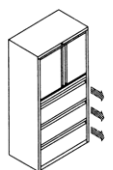
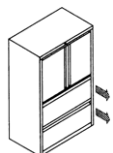
FL



# Captiva Series

## combination cabinets w/ proud drawers

DESCRIPTION	ITEM #	D	W	H	PRICE	SHIP WT.	LEAD TIME*
Lateral Storage Unit (2) 12" drawers (1) 36" storage cabinet (1) adjustable shelf	FC12-3660-2D-FL	18"	36"	67 3/8"	\$1654	205	E
Lateral Storage Unit (3) 12" drawers (1) 36" storage cabinet (1) adjustable shelf	FC12-3060-3D-FL	18"	30"	67 3/8"	\$2258	240	E
	FC12-3660-3D-FL	18"	36"	67 3/8"	\$2234	248	E
	FC12-4260-3D-FL	18"	42"	68 3/8"	\$2384	258	E
Personal Storage Tower (1) full height wardrobe (1) Box/Box/File pedestal (1) 36" storage cabinet	TW12-242365-BBF	24"	24"	64"	\$2214	265	E



to order

1. Item Number
2. Paint Finish

example

**FC12-3660-2D-FL - 5503**

ITEM NUMBER

PAINT FINISH

*please separate each item with a dash*

### drawer pull

MODEL DESCRIPTION

FL Full



# Captiva Series

## inward bookcases w/ adjustable shelf

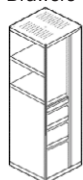
DESCRIPTION	ITEM #	D	W	H	PRICE	SHIP WT.	LEAD TIME*
Inward Bookcase w/ (1) Adjustable Shelf, Box/Box/File Drawers	TW12-241550-BBF	24"	15"	50"	\$2234	235	E
	TW12-241564-BBF	24"	15"	64"	\$2392	250	E



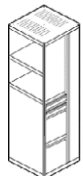
Inward Bookcase w/ (1) Adjustable Shelf, File/File Drawers	TW12-241550-FF	24"	15"	50"	\$2234	235	E
	TW12-241564-FF	24"	15"	64"	\$2392	250	E



Inward Bookcase with (1) Adjustable Shelf, Full Length Door, Coat Rod, Box/Box/File Drawers	TW12-242454-BBF	24"	24"	54"	\$2704	270	E
	TW12-242464-BBF	24"	24"	64"	\$2832	280	E



Inward Bookcase with (1) Adjustable Shelf, Full Length Door, Coat Rod, File/File Drawers	TW12-242454-FF	24"	24"	54"	\$2548	260	E
	TW12-242464-FF	24"	24"	64"	\$2644	270	E




to order	1. Item Number	example TW12-241550-BBF - 5503	
	2. Paint Finish	ITEM NUMBER	PAINT FINISH
		please separate each item with a dash	

### drawer pull

#### MODEL DESCRIPTION



FL Full

FL



# Captiva Series

## inward bookcases w/ adjustable shelf

DESCRIPTION	ITEM #	D	W	H	PRICE	SHIP WT.	LEAD TIME*
Inward Bookcase w/ (2) Adjustable Shelves, Full Length Door, Coat Rod, File/File Drawers 	TW12-242464-2-FF	24"	24"	64"	\$3146	275	E
Inward Bookcase w/ (2) Adjustable Shelves, Full Length Door, Coat Rod, Box/Box/File Drawers 	TW12-242464-2-BBF	24"	24"	64"	\$3586	285	E

to order

1. Item Number

2. Paint Finish

example

TW12-242464-FF

-

5503

ITEM NUMBER

PAINT FINISH

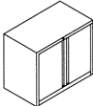
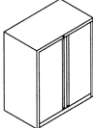
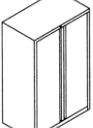
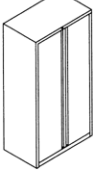
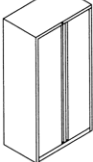
please separate each item with a dash

### drawer pull

MODEL	DESCRIPTION
FL	Full
FL	

# Captiva Series

## storage cabinets

DESCRIPTION	ITEM #	D	W	H	PRICE	SHIP WT.	LEAD TIME*
Storage Cabinet, 27 ½" H (1) adjustable shelf 	CA12-3024-1A-FL	18"	30"	27 ½"	\$916	72	E
	CA12-3624-1A-FL	18"	36"	27 ½"	\$990	75	E
	CA12-4224-1A-FL	18"	42"	27 ½"	\$1010	80	E
	CA12-302424-1A-FL	24"	30"	27 ½"	\$1244	83	E
	CA12-362424-1A-FL	24"	36"	27 ½"	\$1316	85	E
	CA12-422424-1A-FL	24"	42"	27 ½"	\$1438	88	E
Storage Cabinet, 39 ½" H (2) adjustable shelves 	CA12-3036-2A-FL	18"	30"	39 ½"	\$1118	91	E
	CA12-3636-2A-FL	18"	36"	39 ½"	\$1204	100	E
	CA12-4236-2A-FL	18"	42"	39 ½"	\$1194	105	E
	CA12-302436-2A-FL	24"	30"	39 ½"	\$1290	104	E
	CA12-362436-2A-FL	24"	36"	39 ½"	\$1362	111	E
	CA12-422436-2A-FL	24"	42"	39 ½"	\$1500	118	E
Storage Cabinet, 51 ½" H (3) adjustable shelves 	CA12-3048-3A-FL	18"	30"	51 ½"	\$1332	118	E
	CA12-3648-3A-FL	18"	36"	51 ½"	\$1426	125	E
	CA12-4248-3A-FL	18"	42"	51 ½"	\$1532	133	E
	CA12-302448-3A-FL	24"	30"	51 ½"	\$1290	130	E
	CA12-362448-3A-FL	24"	36"	51 ½"	\$1416	138	E
	CA12-422448-3A-FL	24"	42"	51 ½"	\$1578	144	E
Storage Cabinet, 67 ¾" H (3) adjustable shelves 	CA12-3060-3A-FL	18"	30"	67 ¾"	\$1432	139	E
	CA12-3660-3A-FL	18"	36"	67 ¾"	\$1476	150	E
	CA12-4260-3A-FL	18"	42"	67 ¾"	\$1688	155	E
	CA12-302460-3A-FL	24"	30"	67 ¾"	\$1488	159	E
	CA12-362460-3A-FL	24"	36"	67 ¾"	\$1592	164	E
	CA12-422460-3A-FL	24"	42"	67 ¾"	\$1766	171	E
Storage Cabinet, 67 ¾" H (4) adjustable shelves 	CA12-3060-4A-FL	18"	30"	67 ¾"	\$2832	147	E
	CA12-3660-4A-FL	18"	36"	67 ¾"	\$2958	158	E

to order

1. Item Number
2. Paint Finish

example

CA12-3624-1A-FL - 5503

ITEM NUMBER

PAINT FINISH

please separate each item with a dash

### drawer pull

MODEL DESCRIPTION



FL Full

FL



# Captiva Series

## storage cabinets

DESCRIPTION	ITEM #	NOTE	D	W	H	PRICE	SHIP WT.	LEAD TIME*
<div>Single Door Storage Cabinet w/ coat hooks</div> 	SCR18R-1850-FL	Door opens to the right	18"	18"	50"	\$1158	78	E
	SCR18R-1864-FL	Door opens to the right	18"	18"	64"	\$1196	82	E
	SCR18R-1878-FL	Door opens to the right	18"	18"	78"	\$1510	95	E
	SC18R-1864-FL	Door opens to the right	24"	18"	67 3/8"	\$994	84	E
<div>Single Door Storage Cabinet w/ coat hooks</div> 	SCR18L-1850-FL	Door opens to the left	18"	18"	50"	\$958	78	E
	SCR18L-1864-FL	Door opens to the left	18"	18"	64"	\$1062	82	E
	SCR18L-1878-FL	Door opens to the left	18"	18"	78"	\$1248	95	E
	SC18L-1864-FL	Door opens to the left	24"	18"	67 3/8"	\$994	84	E
Coat Rod	SC18-HB	For 18" W cabinet				\$82	4	E
Shelf	SC18-SSH	For 18" W cabinet				\$106	4	E

to order

1. Item Number

2. Paint Finish

example

SCR18R-1864-FL - 5503

ITEM NUMBER

PAINT FINISH

please separate each item with a dash

drawer pull





MODEL	DESCRIPTION
FL	Full

FL



# Captiva Series

## storage lockers

DESCRIPTION	ITEM #	D	W	H	PRICE	SHIP WT.	LEAD TIME*
2 Tier Locker with Legs (INDV DIM: 12W x 18D x 30H)	LK2121866L	18"	12"	66"	\$2498	180	E
							
2 Tier Locker with Legs (INDV DIM: 12W x 18D x 36H)	LK2121878L	18"	12"	78"	\$2580	182	E
							
4 Tier Locker with Legs (INDV DIM: 15W x 18D x 18H)	LK415181878	18"	15"	78"	\$1774	190	E
							
2 Tier 3 Lockers Per Horizontal Row (Total 6 Indv Lockers) with Legs (INDV DIM: 15W x 18D x 36H)	LK615183678	18"	45"	78"	\$1774	385	E
							

to order

1. Item Number
2. Paint Finish

example

LK2121866L - 5503

ITEM NUMBER

PAINT FINISH


please separate each item with a dash

### drawer pull

#### MODEL DESCRIPTION


FL Full

FL



# Captiva Series

## storage lockers

DESCRIPTION	ITEM #	D	W	H	PRICE	SHIP WT.	LEAD TIME*
Individual Locker with Legs, 4 Coat Hooks, Coat Rod and Shelf  	LK4121266L	12"	12"	66"	\$2328	177	E
	LK4121278L	12"	12"	78"	\$2392	191	E
	LK4121866L	18"	12"	66"	\$2644	188	E
	LK4121566L	15"	12"	66"	\$2454	182	E
	LK4121578L	15"	12"	78"	\$2644	196	E
	LK4182178P	18"	12"	78"	\$1824	202	E
15-Door Cell Phone Locker with Individual Label Holder and Lock	CPL243115	9"	24"	31"	\$2164	85	E
25-Door Cell Phone Locker with Individual Label Holder and Lock	CPL243125	9"	36"	31"	\$2372	121	E
36-Door Cell Phone Locker with Individual Label Holder and Lock	CPL243136	9"	28"	78"	\$2542	304	E

- to order
1. Item Number
  2. Paint Finish

example

**LK4121266L - 5503**

ITEM NUMBER      PAINT FINISH

*please separate each item with a dash*

### drawer pull

MODEL DESCRIPTION

FL Full

FL



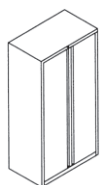
# Captiva Series

## heavy duty storage

DESCRIPTION	ITEM #	D	W	H	PRICE	SHIP WT.	LEAD TIME*
Industrial Shelving w/ adjustable Shelves	SU362475-6 (6) Adjustable Shelves	24"	48"	75"	\$2038	121	E
	SU361887-8 (8) Adjustable Shelves	18"	36"	87"	\$2114	133	E



Industrial Cabinet w/ adjustable Shelves	SU362487-8 Closed Storage No Doors (8) Adjustable Shelves	24"	36"	87"	\$2266	243	E
	SU361878-6 (6) Adjustable Shelves	18"	36"	78"	\$2360	261	E



to order

1. Item Number

2. Paint Finish

See paint finish options below

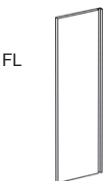
example

SU362475-6 - 26

ITEM NUMBER PAINT FINISH

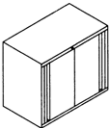
please separate each item with a dash

drawer pull		paint finish options	
MODEL	DESCRIPTION	MODEL	DESCRIPTION
FL	Full	26	Soft Gray



# Captiva Series

## overfiles cabinets

DESCRIPTION	ITEM #	NOTE	D	W	H	PRICE	SHIP WT.	LEAD TIME*
 Overfile Cabinet, 15 1/2" H hinged doors	OA12-3015-FL-H	When used in conjunction w/ 4-12" lateral the height will line up w/ a 6-12" lateral case	18"	30"	15 1/2"	\$582	73	E
	OA12-3615-FL-H	When used in conjunction w/ 4-12" lateral the height will line up w/ a 6-12" lateral case	18"	36"	15 1/2"	\$616	84	E
	OA12-4215-FL-H	When used in conjunction w/ 4-12" lateral the height will line up w/ a 6-12" lateral case	18"	42"	15 1/2"	\$616	84	E
Overfile Cabinet, 27 1/2" H hinged doors	OA12-3025-FL-H	When used in conjunction w/ 3-12" lateral the height will line up w/ a 5-12" lateral case	18"	30"	27 1/2"	\$682	78	E
	OA12-3625-FL-H	When used in conjunction w/ 3-12" lateral the height will line up w/ a 5-12" lateral case	18"	36"	27 1/2"	\$800	89	E
	OA12-4225-FL-H	When used in conjunction w/ 3-12" lateral the height will line up w/ a 5-12" lateral case	18"	42"	27 1/2"	\$966	89	E

to order

1. Item Number

2. Paint Finish

example

OA12-3015-FL-H - 5503

ITEM NUMBER

PAINT FINISH

please separate each item with a dash

drawer pull

MODEL	DESCRIPTION
FL	Full

FL



# Captiva Series

## lateral files laminate tops

DESCRIPTION	ITEM NUMBER	NOTE	D	W	3MM EDGE	SHIP WT.	LEAD TIME*
Laminate Tops	HKLFT1830	For (1) 30" W lateral file	18"	30"	\$224	18	E
	HKLFT1836	For (1) 36" W lateral file	18"	36"	\$250	20	E
	HKLFT1842	For (1) 42" W lateral file	18"	42"	\$256	25	E
	HKLFT1860	For (2) 30" W lateral files	18"	60"	\$300	35	E
	HKLFT1872	For (2) 36" W lateral files	18"	72"	\$358	42	E
	HKLFT1884	For (2) 42" W lateral files	18"	84"	\$410	49	E

to order

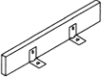
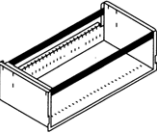
1. Item Number
2. Laminate
3. Edge Finish

example

**HKLFT1830 - HS - 4072**  
ITEM NUMBER LAMINATE EDGE FINISH  
*please separate each item with a dash*

# Captiva Series

## lateral files accessories

DESCRIPTION	ITEM #	NOTE	PRICE	SHIP WT.	LEAD TIME*
Metal Counter Weight 	CWF	For use with any size lateral or vertical file	\$152	20	E
Flush Hanging Bars front-to-back	FBS/18-2-F	Sold as set, one set required per drawer. For use in any size lateral file	\$40	1	E
Flush Hanging Bars side-to-side 	SSS-30-F	For 30" W drawers	\$30	1	E
	SSS-36-F	For 36" W drawers	\$30	1	E
	SSS-42-F	For 42" W drawers	\$30	1	E
Proud Hanging Bars front-to-back	FBS/18-2-P	Sold as set, one set required per drawer. For use in any size lateral file	\$34	1	E
Proud Hanging Bars side-to-side	SSS-30-P	For 30" W drawers	\$26	1	E
	SSS-36-P	For 36" W drawers	\$26	1	E
	SSS-42-P	For 42" W drawers	\$26	1	E

to order

1. Item Number


example

CWF

ITEM NUMBER

# Captiva Series

## introduction - vertical files



### General

All Captiva Vertical Files are constructed using Haskell's unique "Double O" frame construction for outstanding strength and durability. Captiva Vertical Files are 28" in exterior depth with an interior filing capacity of 25 1/2" and each unit ships with a spring loaded mechanical compressor in each drawer. Captiva Vertical Files come standard with the Haskell S.I.S.™ safety interlock system integrated within each slide, allowing only one drawer to open at a time. All vertical files are available in 14 3/4" (letter) or 17 3/4" (legal) widths. Adjustable glides are standard at the front and rear of all cases and all files drawers have been designed to accommodate hanging folders.

### Suspensions:

All Captiva Vertical Files have heavy duty, fully progressive steel ball bearing suspensions with integrated slide lock system.

### Assembly

All units ship fully assembled. Interior drawer accessories are field-installed only.

### Locks

Captiva Vertical Files come standard with a removable core lock for easy reconfiguration on site. Units can be keyed alike to other Haskell Products upon request.

### Unit Construction

The Captiva Series Vertical drawer fronts are external to the case and are referred to as Proud.

### Wood Core Tops

Laminate tops are available as a separate component to span one to four files. Tops are available with a 3mm edge. All wood core tops are 1 1/8" thick.

### Keying Information and Locking Options

All locks feature a removable core which is easily removed on site. All lock cores are interchangeable through all products as cores are universal.

Locks throughout an order or locks within a particular workstation can be keyed alike at no additional charge if specified when ordering. Keyed Alike means that all locks are identical. To order, specify which products are to be keyed alike and order a "Removable Core Lock Kit" for each group of products to be keyed alike. The specified products will be shipped without lock cores. The cores for each workstation will be packaged separately. All Removable Core Lock Kits are shipped with a control key for removing or inserting lock cores. Note that a control key works only when a lock is in the unlocked position.

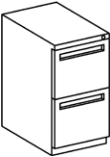


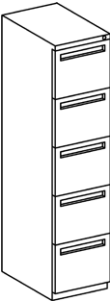
Master keys, which operate any removable core lock, are available for \$35 net each.

One control key is provided for each "key alike" order. If additional keys are needed, cost is \$35 net each.

Additional keys can be purchased for \$15 net per key.

# Captiva Series

letter width vertical file w/ proud drawers

DESCRIPTION	ITEM #	D	W	H	PRICE	SHIP WT.	LEAD TIME*
Letter Two High <div>  </div>	HVFR2	28"	14 ¾"	28"	\$724	72	E
Letter Three High <div>  </div>	HVFR3	28"	14 ¾"	40"	\$894	98	E
Letter Four High <div>  </div>	HVFR4	28"	14 ¾"	52"	\$1120	125	E
Letter Five High <div>  </div>	HVFR5	28"	14 ¾"	64"	\$1338	148	E

to order

1. Item Number

2. Pull Style

3. Paint Finish

example

HVFR2

-

FL

-

5503

ITEM NUMBER

PULL STYLE

PAINT FINISH

please separate each item with a dash

drawer pull options


MODEL

DESCRIPTION

FL

Full

FL



# Captiva Series

## vertical files laminate tops

DESCRIPTION	ITEM NUMBER	NOTE	D	W	3MM EDGE	SHIP WT.	LEAD TIME*
Laminate Tops for letter width files	HKVF1428	For (1) letter width file	28 ¾"	14 15/16"	\$156	12	E
	HKVF2928	For (2) letter width files	28 ¾"	30"	\$240	22	E
	HKVF4328	For (3) letter width files	28 ¾"	45 7/8"	\$298	32	E
	HKVF5828	For (4) letter width files	28 ¾"	60"	\$356	42	E
Laminate Tops for legal width files	HKVF1728LG	For (1) legal width file	28 ¾"	17 5/16"	\$202	14	E
	HKVF3528LG	For (2) legal width files	28 ¾"	36"	\$258	24	E
	HKVF5228LG	For (3) legal width files	28 ¾"	54 7/8"	\$316	34	E
	HKVF7028LG	For (4) legal width files	28 ¾"	72"	\$372	44	E

to order

1. Item Number
2. Laminate
3. Edge Finish

example

**HKVF1428 - HS - 4072**  
 ITEM NUMBER LAMINATE EDGE FINISH  
 please separate each item with a dash

# Captiva Series

## introduction - bookcases



### General

All Captiva Bookcases are 14" in exterior depth and are available in three standard widths 30", 36" and 42". Captiva Bookcases have 5 height options 27 5/8", 39 1/2", 42", 51 1/2" and 67 1/2". Adjustable glides are standard at the front and rear of all cases.

### Shelf Configuration

All Captiva Bookcases have (1) fixed bottom shelf.

- 27 5/8" high bookcases have (1) adjustable shelf.
- 39 1/2" high bookcases have (2) adjustable shelves.
- 42" high bookcases have (2) adjustable shelves.
- 51 1/2" high bookcases have (3) adjustable shelves.
- 67 1/2" high bookcases have (4) adjustable shelves.

Each Adjustable shelf includes 4 clips to position the shelf at customer's preference. Additional shelves are available.

### Assembly

All units ship fully assembled.

### Installation


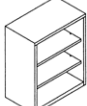


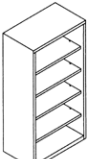
Correct installation should include proper leveling and ganging of multiple units.

### Wood Core Tops

Laminate tops are available as a separate component. Tops are available with a 3mm edge. All wood core tops are 1 1/8" thick.

# Captiva Series

## bookcases

DESCRIPTION	ITEM #	NOTE	D	W	H	PRICE	SHIP WT.	LEAD TIME*
Bookcase, 27 5/8"H (1) adjustable shelf 	BC215-30		14"	30"	27 5/8"	\$564	40	E
	BC215-36		14"	36"	27 5/8"	\$590	46	E
	BC215-42		14"	42"	27 5/8"	\$640	52	E
Bookcase, 39 1/2"H (2) adjustable shelves 	BC315-30		14"	30"	39 1/2"	\$636	58	E
	BC315-36		14"	36"	39 1/2"	\$660	64	E
	BC315-42		14"	42"	39 1/2"	\$710	70	E
Bookcase, 42"H (2) adjustable shelves 	BC315T-36		14"	36"	42"	\$602	68	E
Bookcase, 51 1/2"H (3) adjustable shelves 	BC415-30		14"	30"	51 1/2"	\$806	72	E
	BC415-36		14"	36"	51 1/2"	\$842	78	E
	BC415-42		14"	42"	51 1/2"	\$880	84	E
Bookcase, 67 1/2"H (4) adjustable shelves 	BC515-30		14"	30"	67 1/2"	\$928	82	E
	BC515-36		14"	36"	67 1/2"	\$968	88	E
	BC515-42		14"	42"	67 1/2"	\$980	94	E
	BC515-48		14"	48"	67 1/2"	\$1076	105	E
Adjustable Shelves (4) clips	HFBC3015SH	For 30" W bookcase	14"	30"		\$110	5	E
	HFBC3615SH	For 36" W bookcase	14"	36"		\$114	5	E
	HFBC4215SH	For 42" W bookcase	14"	42"		\$124	5	E
Shelf Divider	SD9-2PACK			8"	7 1/2"	\$100	12	E

to order

1. Item Number
2. Paint Finish

example

**BC215-30 - 5503**

ITEM NUMBER PAINT FINISH

please separate each item with a dash

# Captiva Series

## bookcases laminate tops

DESCRIPTION	ITEM NUMBER	NOTE	D	W	3MM EDGE	SHIP WT.	LEAD TIME*
Laminate Tops for bookcases	HKBCT1430	For 30" W bookcase	14"	30"	\$218	20	E
	HKBCT1436	For 36" W bookcase	14"	36"	\$218	24	E
	HKBCT1442	For 42" W bookcase	14"	42"	\$242	28	E

to order

- 1. Item Number
- 2. Laminate
- 3. Edge Finish

example

HKBCT1430 - HS - 4072  
ITEM NUMBER LAMINATE EDGE FINISH  
please separate each item with a dash

# Echo Series

## introduction



### General

The Echo Series educator desks are 29" H, worksurfaces are laminate wood core tops at 1 3/8" thick and are available with a 3mm edge. Echo Series legs are offered in a standard Platinum paint finish.

# Echo Series

## individual student desk

DESCRIPTION	ITEM #	D	W	H	Standard Laminate	F9 (WRITEABLE)	SHIP WT.	LEAD TIME*
					3MM EDGE	3MM EDGE		
Echo 22" Deep Rectangular Individual Student Desk w/ Echo base & caster	3ECH01.2226.PL	22"	26"	29"	\$558	\$754	60	*



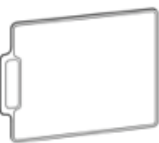
Echo 24" Deep Rectangular Individual Student Desk w/ Echo base & casters	3ECH01.2434.PL	24"	34"	29"	\$600	\$838	60	*
--	----------------	-----	-----	-----	-------	-------	----	---



Echo 24" Deep Keystone Individual Student Desk w/ Echo base & casters	3ECH09.2434.PL	22"	34"	29"	\$600	\$838	60	*
---	----------------	-----	-----	-----	-------	-------	----	---



DESCRIPTION	ITEM #		D	W	H	PRICE	SHIP WT.	LEAD TIME*
Personal Marker Board (item sold separately)	MB2318H	Marker board trim offered in Gray (8M)  Magnets can be used with marker boards	1"	23"	18"	\$140	6	S



to order

1. Item Number
2. Laminate
3. Edge Finish

example

3ECH01.2226.PL - GL - FG  
ITEM NUMBER LAMINATE EDGE FINISH  
please separate each item with a dot

### top options (list as separate lines on your order)

MODEL	DESCRIPTION	PRICE
3BOMC	Magnetic Clips (not to be used with side hooks)	\$74
3BOTDH2	Side Hooks (2) and Side Docks (2) (Offered in (PL) Platinum	\$94
BTMP22	22" Modesty panel (to be used on a 34"w or 39"w table)	\$94
BOF1*	(1) Grommet with device and cupholder*	\$52

### paint finish options




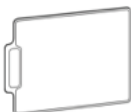
MODEL	DESCRIPTION	LEAD TIME
PL	Platinum	Standard 4-6 weeks

### pin height adjustable leg options

MODEL	DESCRIPTION	
ADA Compliant 24" to 35" (Add A in front of item #)	\$208	
Standing Height 28"to 41" (Add SH in front of item #)	\$208	

# Echo Series

## 19" deep rectangular training and teaming tables

DESCRIPTION	ITEM #	NOTES	D	W	H	Standard Laminate	F9 (WRITEABLE)	SHIP WT.	LEAD TIME*
						3MM EDGE	3MM EDGE		
Echo 19" Deep Rectangular Training Table w/ Echo base & locking casters 	3ECH01.1939.PL		19"	39"	29"	\$652	\$868	56	S
	3ECH01.1948.PL		19"	48"	29"	\$680	\$906	63	S
	3ECH01.1960.PL		19"	60"	29"	\$706	\$986	75	S
	3ECH01.1966.PL		19"	66"	29"	\$728	\$1,022	78	S
	3ECH01.1972.PL		19"	72"	29"	\$750	\$1,066	82	S
	3ECH01.1984.PL		19"	84"	29"	\$894	\$1,296	94	S
Echo 19" Deep Rectangular Training Table w/ Echo base, glides (1 side) and locking casters (1 side) 	3ECH02.1939.PL		19"	39"	29"	\$640	\$854	56	S
	3ECH02.1948.PL		19"	48"	29"	\$666	\$892	63	S
	3ECH02.1960.PL		19"	60"	29"	\$692	\$972	75	S
	3ECH02.1966.PL		19"	66"	29"	\$714	\$1,008	78	S
	3ECH02.1972.PL		19"	72"	29"	\$736	\$1,052	82	S
	3ECH02.1984.PL		19"	84"	29"	\$880	\$1,282	94	S
Echo 19" Deep Rectangular Training Table w/ Echo base & glides 	3ECH03.1939.PL		19"	39"	29"	\$628	\$844	56	S
	3ECH03.1948.PL		19"	48"	29"	\$656	\$882	63	S
	3ECH03.1960.PL		19"	60"	29"	\$682	\$962	75	S
	3ECH03.1966.PL		19"	66"	29"	\$704	\$998	78	S
	3ECH03.1972.PL		19"	72"	29"	\$726	\$1,040	82	S
	3ECH03.1984.PL		19"	84"	29"	\$870	\$1,272	94	S
DESCRIPTION	ITEM #	NOTES	D	W	H	PRICE		SHIP WT.	LEAD TIME*
Personal Marker Board (item sold separately) 	MB2318H	Marker board trim offered in Gray (8M) Magnets can be used with marker boards	1"	23"	18"	\$140		6	S

to order

1. Item Number
2. Laminate
3. Edge Finish

example

3ECH01.1939.PL - GL - FG  
 ITEM NUMBER LAMINATE EDGE FINISH  
 please separate each item with a dot

### top options (list as separate lines on your order)

MODEL	DESCRIPTION	PRICE
3BOMC	Magnetic Clips (not to be used with side hooks)	\$74
3BOTDH2	Side Hooks (2) and Side Docks (2) (Offered in (PL) Platinum)	\$94
3BOTDH	Side Hooks (2), Center Dock (1) and Side Docks(2) (Offered in (PL) Platinum * for use on 60"w and up)	\$94
3BODH	Back pack hooks (2)	\$74
BTMP22	22" Modesty panel (to be used on a 34"w or 39"w table)	\$94
BTMP32	32" Modesty Panel (to be used on a 48"w table)	\$110
BTMP43	43" Modesty Panel (to be used on a 60"w or 66"w table)	\$126
BTMP55	55" Modesty Panel (to be used on a 72"w or 84"w table)	\$148

### paint finish options





MODEL	DESCRIPTION	LEAD TIME
PL	Platinum	Standard 4-6 weeks

### pin height adjustable leg options

MODEL	PRICE
ADA Compliant 24" to 35" (Add A in front of item #)	\$208
Standing Height 28" to 41" (Add SH in front of item #)	\$208

# Echo Series

## 24" deep rectangular training and teaming tables

DESCRIPTION	ITEM #	NOTES	D	W	H	Standard Laminate	F9 (WRITEABLE)	SHIP WT.	LEAD TIME*
Echo 24" Deep Rectangular Training Table w/ Echo base & locking casters 	3ECH01.2439.PL		24"	39"	29"	\$674	\$890	68	S
	3ECH01.2448.PL		24"	48"	29"	\$692	\$916	70	S
	3ECH01.2460.PL		24"	60"	29"	\$724	\$1,002	84	S
	3ECH01.2466.PL		24"	66"	29"	\$750	\$1,044	90	S
	3ECH01.2472.PL		24"	72"	29"	\$778	\$1,096	94	S
	3ECH01.2484.PL		24"	84"	29"	\$932	\$1,270	108	S
Echo 24" Deep Rectangular Training Table w/ Echo base, glides (1 side) & locking casters (1 side) 	3ECH02.2439.PL		24"	39"	29"	\$660	\$876	68	S
	3ECH02.2448.PL		24"	48"	29"	\$678	\$904	70	S
	3ECH02.2460.PL		24"	60"	29"	\$710	\$988	84	S
	3ECH02.2466.PL		24"	66"	29"	\$736	\$1,030	90	S
	3ECH02.2472.PL		24"	72"	29"	\$764	\$1,084	94	S
	3ECH02.2484.PL		24"	84"	29"	\$918	\$1,256	108	S
Echo 24" Deep Rectangular Training Table w/ Echo base & glides 	3ECH03.2439.PL		24"	39"	29"	\$654	\$866	68	S
	3ECH03.2448.PL		24"	48"	29"	\$670	\$892	70	S
	3ECH03.2460.PL		24"	60"	29"	\$702	\$978	84	S
	3ECH03.2466.PL		24"	66"	29"	\$728	\$1,020	90	S
	3ECH03.2472.PL		24"	72"	29"	\$758	\$1,072	94	S
	3ECH03.2484.PL		24"	84"	29"	\$912	\$1,246	108	S
DESCRIPTION	ITEM #	NOTES	D	W	H			SHIP WT.	LEAD TIME*
Personal Marker Board (item sold separately) 	MB2318H	Marker board trim offered in Gray (8M) Magnets can be used with marker boards	1"	23"	18"	\$140		6	S

to order

1. Item Number
2. Laminate
3. Edge Finish

example

3ECH01.2439.PL - GL - FG

ITEM NUMBER LAMINATE EDGE FINISH

please separate each item with a dot

### top options (list as separate lines on your order)

MODEL	DESCRIPTION	PRICE
3BOMC	Magnetic Clips (not to be used with side hooks)	\$74
3BOTDH2	Side Hooks (2) and Side Docks (2) (Offered in (PL) Platinum)	\$94
3BOTDH	Side Hooks (2), Center Dock (1) and Side Docks(2) (Offered in (PL) Platinum * for use on 60"w and up	\$94
3BODH	Back pack hooks (2)	\$74
BTMP22	22" Modesty panel (to be used on a 34"w or 39"w table)	\$94
BTMP32	32" Modesty Panel (to be used on a 48"w table)	\$110
BTMP43	43" Modesty Panel (to be used on a 60"w or 66"w table)	\$126
BTMP55	55" Modesty Panel (to be used on a 72"w or 84"w table)	\$148
BOF1	(1) Grommet with device holder and cupholder.	\$52
BOF2	(2) Grommet with device holder and cupholder. (2 will fit on 24x60 or wider)	\$104

### paint finish options




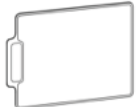
MODEL	DESCRIPTION	LEAD TIME
PL	Platinum	Standard 4-6 weeks

### pin height adjustable leg options

MODEL	PRICE
ADA Compliant 24" to 35" (Add A in front of item #)	\$208
Standing Height 28" to 41" (Add SH in front of item #)	\$208

# Echo Series

## 30" deep rectangular training and teaming tables

DESCRIPTION	ITEM #	NOTES	D	W	H	Standard Laminate	F9 (WRITEABLE)	SHIP WT.	LEAD TIME*
Echo 30" Deep Rectangular Training Table w/ Echo base & locking casters 	3ECH01.3048.PL		30"	48"	29"	\$718	\$1,004	80	S
	3ECH01.3060.PL		30"	60"	29"	\$760	\$1,102	95	S
	3ECH01.3066.PL		30"	66"	29"	\$794	\$1,142	102	S
	3ECH01.3072.PL		30"	72"	29"	\$828	\$1,216	106	S
	3ECH01.3084.PL		30"	84"	29"	\$992	\$1,518	122	S
Echo 30" Deep Rectangular Training Table w/ Echo base, glides (1 side) & locking casters (1 side) 	3ECH02.3048.PL		30"	48"	29"	\$704	\$990	80	S
	3ECH02.3060.PL		30"	60"	29"	\$748	\$1,090	95	S
	3ECH02.3066.PL		30"	66"	29"	\$780	\$1,128	102	S
	3ECH02.3072.PL		30"	72"	29"	\$814	\$1,202	106	S
	3ECH02.3084.PL		30"	84"	29"	\$978	\$1,506	122	S
Echo 30" Deep Rectangular Training Table w/ Echo base & glides 	3ECH03.3048.PL		30"	48"	29"	\$694	\$980	80	S
	3ECH03.3060.PL		30"	60"	29"	\$736	\$1,078	95	S
	3ECH03.3066.PL		30"	66"	29"	\$770	\$1,118	102	S
	3ECH03.3072.PL		30"	72"	29"	\$804	\$1,192	106	S
	3ECH03.3084.PL		30"	84"	29"	\$968	\$1,494	122	S
DESCRIPTION	ITEM #	NOTES	D	W	H	PRICE		SHIP WT.	LEAD TIME*
Personal Marker Board (item sold separately) 	MB2318H	Marker board trim offered in Gray (8M) Magnets can be used with marker boards	1"	23"	18"	\$140		6	S

to order

1. Item Number
2. Laminate
3. Edge Finish

example

3ECH01.3048.PL - GL - FG  
 ITEM NUMBER LAMINATE EDGE FINISH  
 please separate each item with a dot

### top options (list as separate lines on your order)

MODEL	DESCRIPTION	PRICE
3BOMC	Magnetic Clips (not to be used with side hooks)	\$74
3BOTDH2	Side Hooks (2) and Side Docks (2) (Offered in (PL) Platinum)	\$94
3BOTDH	Side Hooks (2), Center Dock (1) and Side Docks(2) (Offered in (PL) Platinum * for use on 60"w and up	\$94
3BODH	Back pack hooks (2)	\$74
BTMP22	22" Modesty panel (to be used on a 34"w or 39"w table)	\$94
BTMP32	32" Modesty Panel (to be used on a 48"w table)	\$110
BTMP43	43" Modesty Panel (to be used on a 60"w or 66"w table)	\$126
BTMP55	55" Modesty Panel (to be used on a 72"w or 84"w table)	\$148
BOF1	(1) Grommet with device holder and cupholder.	\$52
BOF2	(2) Grommet with device holder and cupholder. (2 will fit on 30x60 or wider)	\$104

### paint finish options

MODEL	DESCRIPTION	LEAD TIME
PL	Platinum	Standard 4-6 weeks

### pin height adjustable leg options

MODEL	PRICE
ADA Compliant 24" to 35" (Add A in front of item #)	\$208
Standing Height 28" to 41" (Add SH in front of item #)	\$208

S - Standard Lead Time 4-6 weeks (Lead times subject to change without notice)

[Return to Table of Contents](#)

# Echo Series

## Shape training and teaming tables




DESCRIPTION	ITEM #	NOTE	D	W	H	Standard Laminate	F9 (WRITEABLE)	SHIP WT.	LEAD TIME*
						3MM EDGE	3MM EDGE		
HALF ROUND									
Echo Half Round Training Table w/ Echo base & locking casters	3ECH01.2448HR.PL		24"	48"	29"	\$778	\$984	70	S
	3ECH01.3060HR.PL		30"	60"	29"	\$830	\$1,070	95	S
Echo Half Round Training Table w/ Echo base, glides (1 side) & locking casters (1 side)	3ECH02.2448HR.PL		24"	48"	29"	\$764	\$970	70	S
	3ECH02.3060HR.PL		30"	60"	29"	\$806	\$1,056	95	S
Echo Half Round Training Table w/ Echo base & glides	3ECH03.2448HR.PL		24"	48"	29"	\$758	\$928	70	S
	3ECH03.3060HR.PL		30"	60"	29"	\$814	\$1,048	95	S
DESCRIPTION	ITEM #	NOTES	D	W	H	PRICE	SHIP WT.	LEAD TIME*	
Personal Marker Board (item sold separately)	MB2318H	Marker board trim offered in Gray (8M)	1"	23"	18"	\$140	6	S	
		Magnets can be used with marker boards							
to order									
1. Item Number									
2. Laminate									
3. Edge Finish									
example									
3ECH01.2448HR.PL - GL - FG									
ITEM NUMBER Laminate Edge									
please separate each item with a dot									


pin height adjustable leg options			paint finish options		
DESCRIPTION	PRICE	MODEL	DESCRIPTION	LEAD TIME	
ADA Compliant 24" to 35" (Add "A" in front of item #)	\$208	PL	Platinum	Standard 4-6 weeks	
Standing Height 28" to 41" (Add "SH" in front of item #)	\$208				

S - Standard Lead Time 4-6 weeks (Lead times subject to change without notice)  
\* Lead time based on paint finishes noted above / S - Standard Lead Time 4-6 weeks (Lead times subject to change without notice)

# Echo Series

## 19" deep chevron training and teaming tables

DESCRIPTION	ITEM #	NOTES	D	W	H	Standard Laminate	F9 (WRITEABLE)	SHIP WT.	LEAD TIME*
						3MM EDGE	3MM EDGE		
 Echo 19" Deep Chevron Training Table w/ Echo base & locking casters	3ECH04.1960.PL		19"	60"	29"	\$734	\$808	80	S
	3ECH04.1966.PL		19"	66"	29"	\$750	\$826	83	S
	3ECH04.1972.PL		19"	72"	29"	\$766	\$854	87	S
	3ECH04.1984.PL		19"	84"	29"	\$900	\$1,004	100	S
 Echo 19" Deep Chevron Training Table w/ Echo base, glides (1 side) & locking casters (1 side)	3ECH05.1960.PL		19"	60"	29"	\$722	\$794	80	S
	3ECH05.1966.PL		19"	66"	29"	\$734	\$812	83	S
	3ECH05.1972.PL		19"	72"	29"	\$756	\$840	87	S
	3ECH05.1984.PL		19"	84"	29"	\$886	\$1,004	100	S
 Echo 19" Deep Chevron Training Table w/ Echo base & glides	3ECH06.1960.PL		19"	60"	29"	\$710	\$784	80	S
	3ECH06.1966.PL		19"	66"	29"	\$744	\$802	83	S
	3ECH06.1972.PL		19"	72"	29"	\$876	\$830	87	S
	3ECH06.1984.PL		19"	84"	29"	\$1008	\$980	100	S

DESCRIPTION	ITEM #	NOTE	D	W	H	PRICE	SHIP WT.	LEAD TIME*
 Personal Marker Board (item sold separately)	MB2318H	Marker board trim offered in Gray (8M)  Magnets may be used with marker boards	1"	23"	18"	\$140	6	S

to order	1. Item Number	3ECH04.1960.PL	-	GL	-	FG
	2. Laminate	ITEM NUMBER		Laminate		Edge
	3. Edge Finish	please separate each item with a dot				

### top options (list as separate lines on your order)

MODEL	DESCRIPTION	PRICE
3BOMC	Magnetic Clips (not to be used with side hooks)	\$74
3BOTDH2	Side Hooks (2) and Side Docks (2) (Offered in (PL) Platinum)	\$94
3BOTDH	Side Hooks (2), Center Dock (1) and Side Docks(2) (Offered in (PL) Platinum * for use on 60"w and up	\$94
3BODH	Back pack hooks (2)	\$74
BTMP22	22" Modesty panel (to be used on a 34"w or 39"w table)	\$94
BTMP32	32" Modesty Panel (to be used on a 48"w table)	\$110
BTMP43	43" Modesty Panel (to be used on a 60"w or 66"w table)	\$126
BTMP55	55" Modesty Panel (to be used on a 72"w or 84"w table)	\$148

### paint finish options

MODEL	DESCRIPTION	LEAD TIME
PL	Platinum	Standard 4-6 weeks

### pin height adjustable leg options




DESCRIPTION	PRICE
ADA Compliant 24" to 35" (Add "A" in front of item #)	\$208
Standing Height 28" to 41" (Add "SH" in front of item #)	\$208

S - Standard Lead Time 4-6 weeks (Lead times subject to change without notice)


[Return to Table of Contents](#)

# Echo Series

## 24" deep chevron training & teaming tables

DESCRIPTION	ITEM #	NOTES	D	W	H	Standard Laminate	F9 (WRITEABLE)	SHIP WT.	LEAD TIME*
	3ECH04.2460.PL		24"	60"	29"	\$766	\$858	90	S
	3ECH04.2466.PL		24"	66"	29"	\$788	\$884	96	S
	3ECH04.2472.PL		24"	72"	29"	\$810	\$920	100	S
	3ECH04.2484.PL		24"	84"	29"	\$948	\$1,092	114	S
	3ECH05.2460.PL		24"	60"	29"	\$722	\$844	90	S
	3ECH05.2466.PL		24"	66"	29"	\$736	\$870	96	S
	3ECH05.2472.PL		24"	72"	29"	\$754	\$902	100	S
	3ECH05.2484.PL		24"	84"	29"	\$886	\$1,078	114	S
	3ECH06.2460.PL		24"	60"	29"	\$710	\$834	90	S
	3ECH06.2466.PL		24"	66"	29"	\$726	\$860	96	S
	3ECH06.2472.PL		24"	72"	29"	\$744	\$892	100	S
	3ECH06.2484.PL		24"	84"	29"	\$876	\$1,068	114	S

DESCRIPTION	ITEM #	NOTES	D	W	H	PRICE	SHIP WT.	LEAD TIME*
Personal Marker Board (item sold separately)	MB2318H	Marker board trim offered in Gray (8M)  Magnets may be used with marker boards	1"	23"	18"	\$140	6	S



to order

1. Item Number

2. Laminate

3. Edge Finish

example

3ECH04.2460.PL

ITEM NUMBER

-

GL

Laminate

-

FG




Edge

please separate each item with a dot

top options (list as separate lines on your order)			pin height adjustable leg options		
MODEL	DESCRIPTION	PRICE	DESCRIPTION	PRICE	
3BOMC	Magnetic Clips (not to be used with side hooks)	\$74	ADA Compliant 24" to 35"	\$208	
3BOTDH2	Side Hooks (2) and Side Docks (2) (Offered in (PL) Platinum	\$94	(Add "A" in front of item #)		
3BOTDH	Side Hooks (2), Center Dock (1) and Side Docks(2) (Offered in (PL) Platinum * for use on 60"w and up	\$94	Standing Height 28" to 41" (Add "SH" in front of item #)	\$208	
3BODH	Back pack hooks (2)	\$74	paint finish options		
BTMP22	22" Modesty panel (to be used on a 34"w or 39"w table)	\$94			
BTMP32	32" Modesty Panel (to be used on a 48"w table)	\$110	MODEL	DESCRIPTION	LEAD TIME
BTMP43	43" Modesty Panel (to be used on a 60"w or 66"w table)	\$126	PL	Platinum	Standard 4-6 weeks
BTMP55	55" Modesty Panel (to be used on a 72"w or 84"w table)	\$148			
BOF1	(1) Grommet with device holder and cupholder.	\$52			
BOF2	(2) Grommet with device holder and cupholder. (2 will fit on 24x60 or wider)	\$104			

# Echo Series

## 30" deep chevron training & teaming tables

DESCRIPTION	ITEM #	NOTES	D	W	H	Standard Laminate	F9 (WRITEABLE)	SHIP WT.	LEAD TIME*
						3MM EDGE	3MM EDGE		
Echo 30" Deep Chevron Training Table w/ Echo base & locking casters 	3ECH04.3060.PL		30"	60"	29"	\$810	\$920	102	S
	3ECH04.3066.PL		30"	66"	29"	\$838	\$966	109	S
	3ECH04.3072.PL		30"	72"	29"	\$864	\$994	115	S
	3ECH04.3084.PL		30"	84"	29"	\$1,008	\$1,154	131	S
Echo 30" Deep Chevron Training Table w/ Echo base, glides (1 side) & locking casters (1 side) 	3ECH05.3060.PL		30"	60"	29"	\$796	\$906	102	S
	3ECH05.3066.PL		30"	66"	29"	\$824	\$954	109	S
	3ECH05.3072.PL		30"	72"	29"	\$850	\$980	115	S
	3ECH05.3084.PL		30"	84"	29"	\$994	\$1,142	131	S
Echo 30" Deep Chevron Training Table w/ Echo base & glides 	3ECH06.3060.PL		30"	60"	29"	\$786	\$896	102	S
	3ECH06.3066.PL		30"	66"	29"	\$814	\$942	109	S
	3ECH06.3072.PL		30"	72"	29"	\$840	\$970	115	S
	3ECH06.3084.PL		30"	84"	29"	\$984	\$1,130	131	S

ITEM #	NOTES	D	W	H	PRICE	SHIP WT.	LEAD TIME*
Personal Marker Board (item sold separately)	MB2318H Marker board trim offered in Gray (8M) Magnets may used with marker boards	1"	23"	18"	\$140	6	S

to order	1. Item Number	example	3ECH04.2460.PL	-	GL	-	FG
	2. Laminate		ITEM NUMBER		Laminate		Edge
	3. Edge Finish		please separate each item with a dot				

### top options (list as separate lines on your order)

MODEL	DESCRIPTION	PRICE
3BOMC	Magnetic Clips (not to be used with side hooks)	\$74
3BOTDH2	Side Hooks (2) and Side Docks (2) (Offered in (PL) Platinum)	\$94
3BOTDH	Side Hooks (2), Center Dock (1) and Side Docks(2) (Offered in (PL) Platinum * for use on 60"w and up	\$94
3BODH	Back pack hooks (2)	\$74
BTMP22	22" Modesty panel (to be used on a 34"w or 39"w table)	\$94
BTMP32	32" Modesty Panel (to be used on a 48"w table)	\$110
BTMP43	43" Modesty Panel (to be used on a 60"w or 66"w table)	\$126
BTMP55	55" Modesty Panel (to be used on a 72"w or 84"w table)	\$148
BOF1	(1) Grommet with device holder and cupholder.	\$52
BOF2	(2) Grommet with device holder and cupholder. (2 will fit on 30x60 or wider)	\$104

### pin height adjustable leg options



DESCRIPTION	PRICE
ADA Compliant 24" to 35" (Add "A" in front of item #)	\$208
Standing Height 28" to 41" (Add "SH" in front of item #)	\$208

### paint finish options

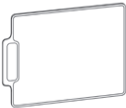
MODEL	DESCRIPTION	LEAD TIME
PL	Platinum	Standard 4-6 weeks

# Echo Series

## 24" deep meeting tables

DESCRIPTION	ITEM #	NOTES	D	W	H	Standard Laminate	F9 (WRITEABLE)	SHIP WT.	LEAD TIME*
<div>Echo 24" Deep Meeting Table w/ Echo base &amp; locking casters</div> 	3ECH07.2460.PL		24"	60"	29"	3MM EDGE \$800	3MM EDGE \$1,050	90	S
	3ECH07.2472.PL		24"	72"	29"	\$864	\$1,128	100	S
	3ECH07.2484.PL		24"	84"	29"	\$1,008	\$1,180	114	S
<div>Echo 24" Deep Meeting Table w/ Echo base &amp; glides</div> 	3ECH18.2460.PL		24"	60"	29"	\$776	\$1,038	90	S
	3ECH18.2472.PL		24"	72"	29"	\$840	\$1,104	100	S
	3ECH18.2484.PL		24"	84"	29"	\$984	\$1,156	114	S

DESCRIPTION	ITEM #	NOTE	D	W	H	PRICE	SHIP WT.	LEAD TIME*
Personal Marker Board (item sold separately)	MB2318H	Marker board trim offered in Gray (8M)  Magnets may be used with marker boards	1"	23"	18"	\$140	6	S



to order

1. Item Number  
2. Laminate  
3. Edge Finish

example



3ECH07.2460.PL - GL - FG  
ITEM NUMBER Laminate Edge  
please separate each item with a dot


top options (list as separate lines on your order)			pin height adjustable leg options	
MODEL	DESCRIPTION	PRICE	DESCRIPTION	PRICE
3BOTDH2	Side Hooks (2) and Side Docks (2) Offered in (PL) Platinum	ADD \$94	ADA Compliant 24" to 35" (Add "A" in front of item #)	\$208
			Standing Height 28" to 41" (Add "SH" in front of item #)	\$208
paint finish options				
MODEL	DESCRIPTION	LEAD TIME		
PL	Platinum	Standard 4-6 weeks		

S - Standard Lead Time 4-6 weeks (Lead times subject to change without notice)

# Echo Series

## 30" deep meeting tables

DESCRIPTION	ITEM #	NOTES	D	W	H	Standard Laminate	F9 (WRITEABLE)	SHIP WT.	LEAD TIME*
						3MM EDGE	3MM EDGE		
Echo 30" Deep Meeting Table w/ Echo base & locking casters 	3ECH07.3060.PL		30"	60"	29"	\$848	\$1,106	102	S
	3ECH07.3072.PL		30"	72"	29"	\$924	\$1,188	115	S
	3ECH07.3084.PL		30"	84"	29"	\$1,030	\$1,240	131	S
Echo 30" Deep Meeting Table w/ Echo base & glides 	3ECH18.3060.PL		30"	60"	29"	\$824	\$1,082	102	S
	3ECH18.3072.PL		30"	72"	29"	\$900	\$1,164	115	S
	3ECH18.3084.PL		30"	84"	29"	\$1,006	\$1,216	131	S

DESCRIPTION	ITEM #	NOTE	D	W	H	PRICE	SHIP WT.	LEAD TIME*
Personal Marker Board (item sold separately) 	MB2318H	Marker board trim offered in Gray (8M)  Magnets may used with marker boards	1"	23"	18"	\$140	6	S

to order	1. Item Number	example	3ECH07.2460.PL	-	GL	-	FG
	2. Laminate		ITEM NUMBER		Laminate		Edge
	3. Edge Finish		please separate each item with a dot				

### top options (list as separate lines on your order)

MODEL	DESCRIPTION	PRICE
3BOTDH2	Side Hooks (2) and Side Docks (2) (Offered in (PL) Platinum)	ADD \$94

### paint finish options

MODEL	DESCRIPTION	LEAD TIME
PL	Platinum	Standard 4-6 weeks

### pin height adjustable leg options

DESCRIPTION	PRICE
ADA Compliant 24" to 35" (Add "A" in front of item #)	\$208
Standing Height 28" to 41" (Add "SH" in front of item #)	\$208

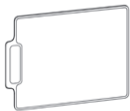
# Echo Series

## easel & marker boards

DESCRIPTION	ITEM #	NOTE	D	W	H	PRICE	SHIP WT.	LEAD TIME*
Echo 2-sided easel with center storage on casters. Holds 16 boards on the outside (8 per side) and stores an additional 24 on the inside. Tray for markers on top. Marker boards quoted and sold specialty.	ECEASEL.PL	Unit holds 16 marker boards (8 per side) Unit holds an additional 24 boards on the inside	26.5"	40"	61"	\$1290	200	S



DESCRIPTION	ITEM #	NOTE	D	W	H	PRICE	SHIP WT.	LEAD TIME*
Personal Marker Board (item sold separately)	MB2318H	Marker board trim offered in Gray (8M) Magnets may used with marker boards	1"	23"	18"	\$140	6	S



	ITEM #	NOTE	D	W	H	PRICE	SHIP WT.	LEAD TIME*
Echo wall mount rail for marker boards	WALLMB-60	Holds 3 marker boards-60"w when boards are mounted		42.35"	1.9"	\$156	7	S



	ITEM #	NOTE	D	W	H	PRICE	SHIP WT.	LEAD TIME*
	WALLMB-72	Holds 4 marker boards-72"w when boards are mounted		60.5"	1.9"	\$198	8	S



to order	1. Item Number	example	ECEASEL.PL
			ITEM NUMBER

### paint finish options

MODEL	DESCRIPTION	LEAD TIME
PL	Platinum	Standard 4-6 weeks

S - Standard Lead Time 4-6 weeks (Lead times subject to change without notice)

# Echo Series

## mobile educators podium desk

DESCRIPTION	ITEM #	D	W	H	3MM EDGE	SHIP WT.	LEAD TIME*
Echo Mobile Podium Educators Desk-24"d x 54"w x 29"h non-handed desk, Echo base, magnetic clip and 24"d x 17"w x 42"h podium. Platinum finish.	PEDES2454C-M.PL	24"	71"	29"/42"	\$2,504	300	S



Echo Mobile Podium Educators Desk-24"d x 60"w x 29"h non-handed desk, Echo base, magnetic clip and 24"d x 17"w x 42"h podium. Platinum finish.	PEDES2460C-M.PL	24"	77"	29"/42"	\$2,520	325	S
--	-----------------	-----	-----	---------	---------	-----	---



to order

1. Item Number
2. Laminate
3. Edge Finish

example

3ECH07.2460.PL - GL - FG  
ITEM NUMBER Laminate Edge  
please separate each item with a dot

### paint finish options

MODEL	DESCRIPTION	LEAD TIME
PL	Platinum	Standard 4-6 weeks

### option

ITEM #	DESCRIPTION	PRICE
BTMP43	Modesty panel	\$126

# Echo Series

## mobile teacher's desk

DESCRIPTION	ITEM #	D	W	H	3MM EDGE	SHIP WT.	LEAD TIME*
Echo Mobile Teacher's Desk 24" x 54" with Box/Box/File mobile pedestal, Echo legs and modesty panel	ECTD.2454.PL	24"	54"	29"	\$1,150	99	S



Echo Mobile Teacher's Desk 24" x 60" with Box/Box/File mobile pedestal, Echo legs and modesty panel	ECTD.2460.PL	24"	60"	29"	\$1,192	107	S
--	--------------	-----	-----	-----	---------	-----	---



to order

1. Item Number

2. Laminate

3. Edge Finish

example

ECTD.2454.PL

ITEM NUMBER

please separate each item with a dot

-

GL

Laminate

-

FG

Edge

### paint finish options

MODEL	DESCRIPTION	LEAD TIME
PL	Platinum	Standard 4-6 weeks

S - Standard Lead Time 4-6 weeks (Lead times subject to change without notice)

# Ethos Series

## introduction

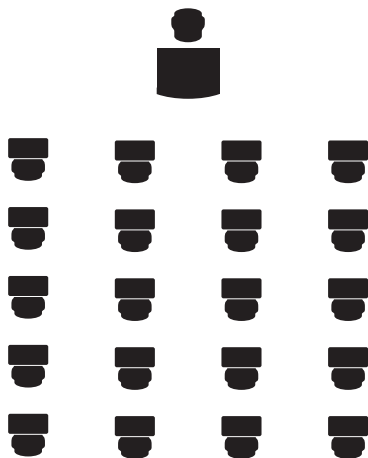


### General

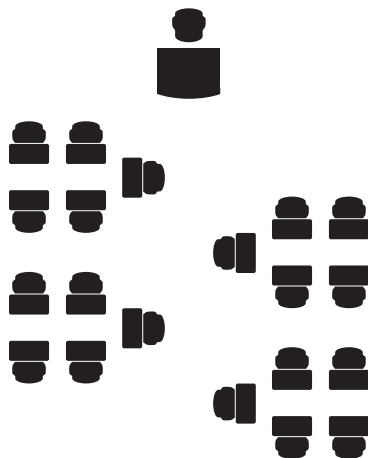
Flexible seating solutions complete the Haskell lineup of education products for a clean, consistent look; meet the demands of K–12, higher education and corporate training facilities. Designed for 21st Century Learning, Haskell seating supports dynamic classrooms where the physical environment responds to the curriculum; smoothly transitioning from lectures to collaborative activities and back, becoming a platform for active learning.

More than a chair, Ethos doubles as an active learning platform for twenty-first century pedagogy. An agile storage base plus classic seat shell, Ethos blends flexibility (like 360-degree swiveling capability and an ambidextrous worksurface) with mobility and personal storage. Haskell's seating design anticipates the needs of today's vibrant classroom, a classroom that transitions seamlessly from **lectures** to **group work** and **discussion** groups.

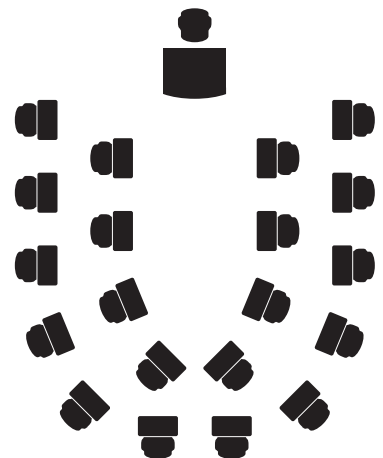
#### Lecture



#### Group Work



#### Discussion

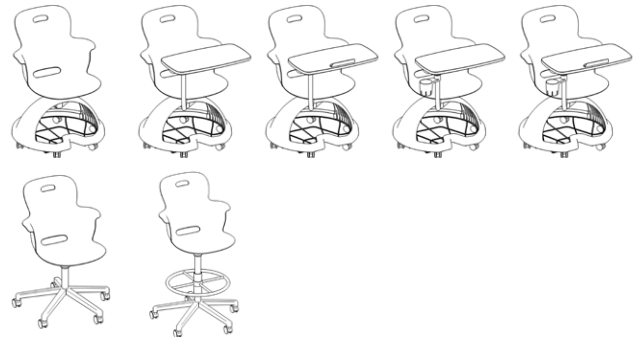


# Ethos Series

## product specifications

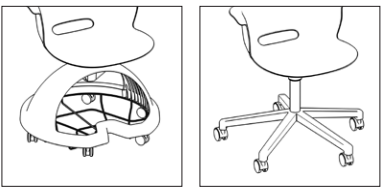
### Statement of Line

Chairs and stools are available with molded polypropylene fiberglass reinforced shells. Chairs are available with a storage base, storage base with worksurface, five-star base with pneumatic adjustment. Stools are available with five-star base only.



### Base

The Storage base offers generous access and fully utilizes the space under the seat. The space easily accommodates large backpacks and other personal belongings and is comfortable as a footrest. The storage base comes standard with a two-toned finish. The five-star base is an option when storage is not needed.



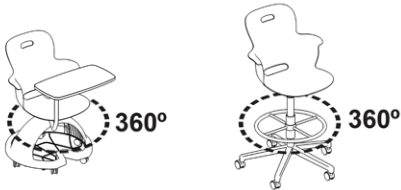
### Worksurface

Worksurface is non handed and can swivel completely right and left to accommodate both right and left handed users. It is 12.5"D x 23.25"W to allow for space for both books and technology.



### 360° Swivel

360° fixed height swivel mechanism on quad base models allows students to adjust their orientation to focus on the instructor, presentation materials, and other students as needed. 360° adjustable height swivel mechanism is standard on five-star base models.



### Pneumatic Five-Star Base

Seat height adjusts pneumatically. To lower, pull lever up while seated. To raise, pull lever up and keep your weight off the chair. Range of adjustability is 5" from 16"H to 21"H, a 3 3/4" range (17 1/4"H to 21"H) is available on chairs with a worksurface. Stools are standard with a 7" range of adjustability (23 1/2"H to 30 1/2"H).



### Cup Holder

Cup holder is available as an option on Ethos chairs with tablet worksurfaces.

### Shipping & Assembly

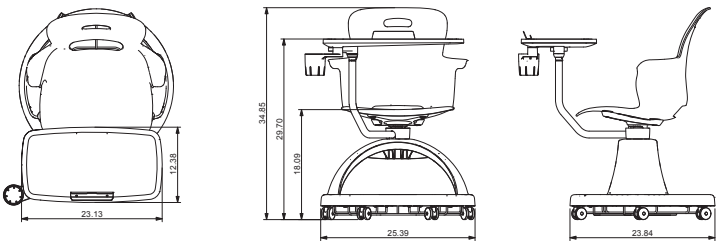
The Ethos Series, including the quad, metal and five- star bases, with or without worksurface, ships standard unassembled with the seat shell separated from the base. Assembly by a qualified Haskell dealer and/or installer is recommended. No tools required for assembly.

### Testing

Ethos meets or exceeds ANSI/BIFMA testing standards.






### Measurements

C Shell			
OUTSIDE ARM	INSIDE ARM	SEAT WIDTH	DEPTH FRONT TO
23 1/2"	19 1/2"	18 1/4"	16 3/4"



# Ethos Series

## 18" storage base with casters

DESCRIPTION	ITEM #	NOTES	D	W	H	PRICE	SHIP WT.	LEAD TIME*
Storage base, easy grip handle in shell. Specify casters. 	2ES1Cxx0		24 1/2"	22 7/8"	34 1/2"	\$464	27	S
Storage base, articulating/telescoping work surface with pencil rim, easy grip handle in shell. Specify casters. 	2ES1Cxx1	work surface support arm in platinum (PL)	31 7/8"	23 1/4"	34 1/2"	\$692	36.5	S
Storage base, articulating/telescoping work surface with pencil rim and right handed tablet holder, easy grip handle in shell. Specify casters. 	2ES1Cxx3	work surface support arm in platinum (PL)	31 7/8"	23 1/4"	34 1/2"	\$718	36.5	S
Storage base, articulating/telescoping work surface with pencil rim, cup holder, easy grip handle in shell. Specify casters. 	2ES1Cxx2	work surface support arm in platinum (PL)	31 7/8"	23 1/2"	34 1/2"	\$728	36.5	S
Storage base, articulating/telescoping work surface with pencil rim and right handed tablet holder, cup holder, easy grip handle in shell. Specify casters. 	2ES1Cxx4	work surface support arm in platinum (PL)	31 7/8"	23 1/4"	34 1/2"	\$754	36.5	S

to order

1. Item Number (replace xx with caster option where applicable)
2. Shell Finish
3. Base Finish
4. Tablet Finish (where applicable)

example

2ES1C0HW - 8A - SP - 8M  
 ITEM NUMBER SHELL FINISH BASE FINISH TABLET FINISH  
 Only option

please separate each item with a dash

### shell finish options

CODE	DESCRIPTION	LEAD TIME
8A	Black	Standard 4-6 weeks
8B	Red	Standard 4-6 weeks
8D	Sky	Standard 4-6 weeks
8E	Green Apple	Standard 4-6 weeks
8F	Orange	Standard 4-6 weeks
8I	Purple	Standard 4-6 weeks
8J	Navy	Standard 4-6 weeks
8L	Storm	Standard 4-6 weeks

### base finish options

CODE	DESCRIPTION
SP	Storm Base / Platinum Metal Storage Basket
BP	Black Base / Patinum Metal Storage Basket

### work surface finish

CODE	DESCRIPTION	LEAD TIME
8M	Gray Only Option	Standard 4-6 weeks

### caster options






CODE	DESCRIPTION	PRICE
SW	Soft Wheel Casters (intended for hard surfaces)	\$26
HW	Hard Wheel Casters (intended for carpeted surfaces)	\$0

[Return to Table of Contents](#)

\* S - Standard Lead Time 4-6 weeks (Lead times subject to change without notice)

# Ethos Series

## 18" storage base with glides

DESCRIPTION	ITEM #	NOTES	D	W	H	PRICE	SHIP WT.	LEAD TIME*
Storage base, easy grip handle in shell, glides 	2ES1G0		24 1/2"	22 7/8"	34 1/2"	\$490	27	S
Storage base, articulating/telescoping work surface with pencil rim, easy grip handle in shell, glides 	2ES1G1	work surface support arm in platinum (PL)	31 7/8"	23 1/4"	34 1/2"	\$718	36.5	S
Storage base, articulating/telescoping work surface with pencil rim and tablet holder, easy grip handle in shell, glides 	2ES1G3	work surface support arm in platinum (PL)	31 7/8"	23 1/4"	34 1/2"	\$744	36.5	S
Storage base, articulating/telescoping work surface with pencil rim, cup holder, easy grip handle in shell, glides. 	2ES1G2	work surface support arm in platinum (PL)	31 7/8"	23 1/4"	34 1/2"	\$752	36.5	S
Storage base, articulating/telescoping work surface with pencil rim and tablet holder, cup holder, easy grip handle in shell, glides. 	2ES1G4	work surface support arm in platinum (PL)	31 7/8"	23 1/4"	34 1/2"	\$778	36.5	S

to order

1. Item Number (replace xx with caster option where applicable)
2. Shell Finish
3. Base Finish
4. Tablet Finish (where applicable)

example

**2ES1C0HW - 8A - SP - 8M**  
 ITEM NUMBER    SHELL FINISH    BASE FINISH    TABLET FINISH  
 Only option

please separate each item with a dash

### shell finish options

CODE	DESCRIPTION	LEAD TIME
8A	Black	Standard 4-6 weeks
8B	Red	Standard 4-6 weeks
8D	Sky	Standard 4-6 weeks
8E	Green Apple	Standard 4-6 weeks
8F	Orange	Standard 4-6 weeks
8I	Purple	Standard 4-6 weeks
8J	Navy	Standard 4-6 weeks
8L	Storm	Standard 4-6 weeks

### base finish options

CODE	DESCRIPTION
SP	Storm Base / Platinum Metal Storage Basket
BP	Black Base / Patinum Metal Storage Basket

### work surface finish



CODE	DESCRIPTION	LEAD TIME
8M	Gray Only Option	Standard 4-6 weeks

### caster options

CODE	DESCRIPTION	PRICE
SW	Soft Wheel Casters (intended for hard surfaces)	\$26
HW	Hard Wheel Casters (intended for carpeted surfaces)	\$0

# Ethos Series

## five star base - shell size c

DESCRIPTION		ITEM #	NOTES	D	W	H	PRICE	SHIP WT.	LEAD TIME*
Five star base, easy grip handle in shell. Specify casters.		2ES2Cxx0	pneumatic range 16" - 21"	23 3/4"	23 3/4"	32 1/2" - 37 1/2"	\$420	33	S
Five star base, easy grip handle in shell, glides		2ES2G0	pneumatic range 16" - 21"	23 3/4"	23 3/4"	32 1/2" - 37 1/2"	\$442	33	S

to order

1. Item Number (replace xx with caster option where applicable)
2. Shell Finish
3. Base Finish

example

**2ES2C0HW - 8E - 8A**

ITEM NUMBER      SHELL FINISH      BASE FINISH  
Only Option

*please separate each item with a dash*

### shell finish options

CODE	DESCRIPTION	LEAD TIME
8A	Black	Standard 4-6 weeks
8B	Red	Standard 4-6 weeks
8D	Sky	Standard 4-6 weeks
8E	Green Apple	Standard 4-6 weeks
8F	Orange	Standard 4-6 weeks
8I	Purple	Standard 4-6 weeks
8J	Navy	Standard 4-6 weeks
8L	Storm	Standard 4-6 weeks

### two-toned base finish

CODE	DESCRIPTION	LEAD TIME
8A	Black Only Option	Standard 4-6 weeks

### caster options

CODE	DESCRIPTION	PRICE
SW	Soft Wheel Casters (intended for hard surfaces)	\$26
HW	Hard Wheel Casters (intended for carpeted surfaces)	\$0

[Return to Table of Contents](#)

\* S - Standard Lead Time 4-6 weeks (Lead times subject to change without notice)

# Ethos Series

## stool height - shell size c

DESCRIPTION	ITEM #	NOTES	D	W	H	PRICE	SHIP WT.	LEAD TIME*
Five star base, stool height, easy grip handle in shell. Specify casters	2ES4Cxx0	pneumatic range 23.5" - 30.5" footring offered in black (BA)	22 ¼"	23 ¾"	40" - 47"	\$616	38	S
Five star base, stool height, easy grip handle in shell, glides	2ES4G0	pneumatic range 23.5" - 30.5" footring offered in black (BA)	22 ¼"	23 ¾"	40" - 47"	\$638	38	S

to order

1. Item Number (replace xx with caster option where applicable)

2. Shell Finish

3. Base Finish

example

2ES4C0HW

-

8A

-

8A

ITEM NUMBER

SHELL FINISH

BASE FINISH  
Only Option

please separate each item with a dash

shell finish options		
CODE	DESCRIPTION	LEAD TIME
8A	Black	Standard 4-6 weeks
8B	Red	Standard 4-6 weeks
8D	Sky	Standard 4-6 weeks
8E	Green Apple	Standard 4-6 weeks
8F	Orange	Standard 4-6 weeks
8I	Purple	Standard 4-6 weeks
8J	Navy	Standard 4-6 weeks
8L	Storm	Standard 4-6 weeks

base finish		
CODE	DESCRIPTION	LEAD TIME
8A	Black Only Option	Standard 4-6 weeks

caster options		
CODE	DESCRIPTION	PRICE
SW	Soft Wheel Casters (intended for hard surfaces)	\$26
HW	Hard Wheel Casters (intended for carpeted surfaces)	\$0

# Explorer Series

## introduction - tables



ROVER TABLE



ROVER TABLE



MAKER TABLE

### General

The makerspace movement is becoming a powerful part of many school district curriculums. Schools are repurposing classrooms, renovating computer labs, and retooling media centers to accommodate the tools required for these creative spaces. To help foster and grow these new creative spaces, Haskell created The Rover Table and Explorer Series. It is a collection of innovative makerspace solutions to help schools create engaging and functional spaces while catering to the needs of these unique creative areas.

Engineered to be easily transported across the hall or across the district, the Rover Table is the ideal solution for a shared maker curriculum.

The Explorer Maker Table by Haskell has been designed to meet the demanding needs of these creative environments.

# Explorer Series

## rover table specifications

### OVERALL DIMENSIONS

#### Table

84x42x36.5

#### Mobile

84x29.5x50.5

#### TOP

Top Dimension: 84x42x1.5in

- Solid Birch Butcher Block

### MECHANISM & LATCH

#### Mechanism

- Proprietary 4-bar linkage flip-top mechanism

- Gas assist

- Single user actuation

#### Latch

- 2 Independent lever actuated rotary latch locks

800lb load rating (each)

### BASE

#### Construction

- Welded Steel Tube

50mm O.D., 3mm wall

- 18 Gauge Formed and Welded Steel

#### Foot

- Material: Nylon

### CASTERS

4 - 4" Locking Directional Total Lock

- High Strength Steel

- TPU Tread, Non-Marking

- Corrosion Resistant

- 300lb load rating (per caster)

### POWER (OPTIONAL)

#### In Surface Power Unit

- Manufacturer : Byrne

- 3 110v Power, 2 USB

- Integrated Circuit Breaker

Rating

- 13 amps, 125 volts

#### Cord (Provided)

- NEMA 5-15, 14 AWG, 3 Conductor,

- 15 Amp, 10 foot

### SPECIFICATIONS

#### Max Load

- TBD

#### Paint

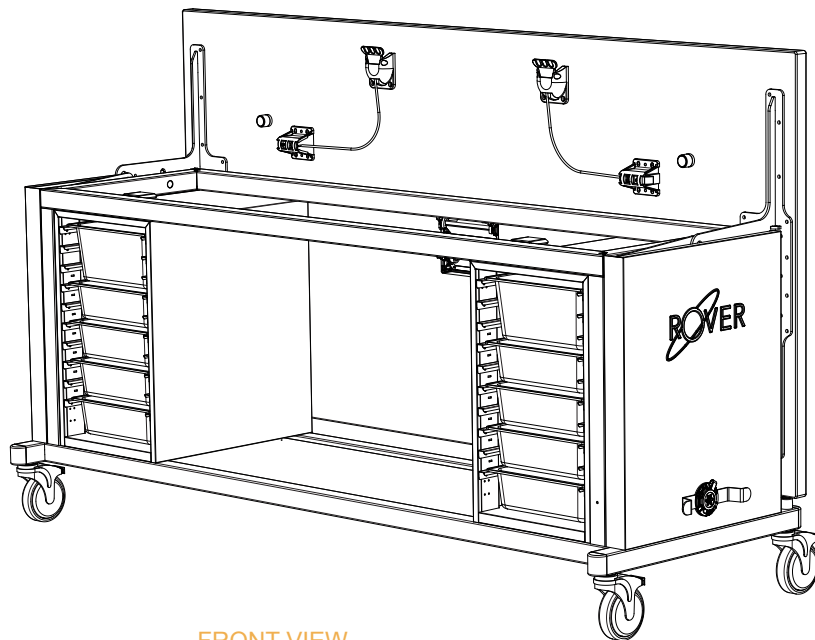
-Textured Powder coat

### MODULE OPTIONS\*

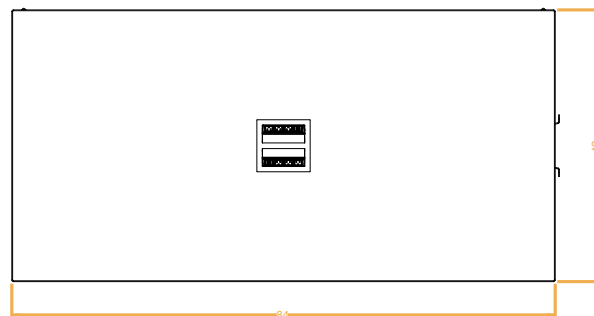
#### Module Configuration

- 2 Bin storage modules

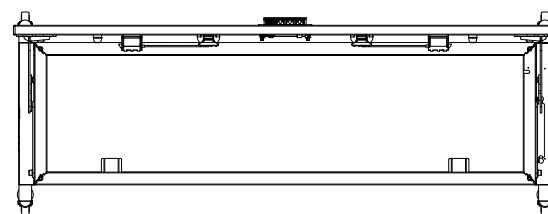
\*Refer to module specifications for more information



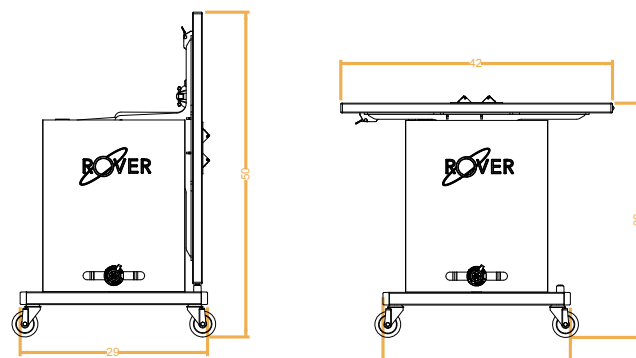
FRONT VIEW



TOP VIEW



SIDE VIEWS

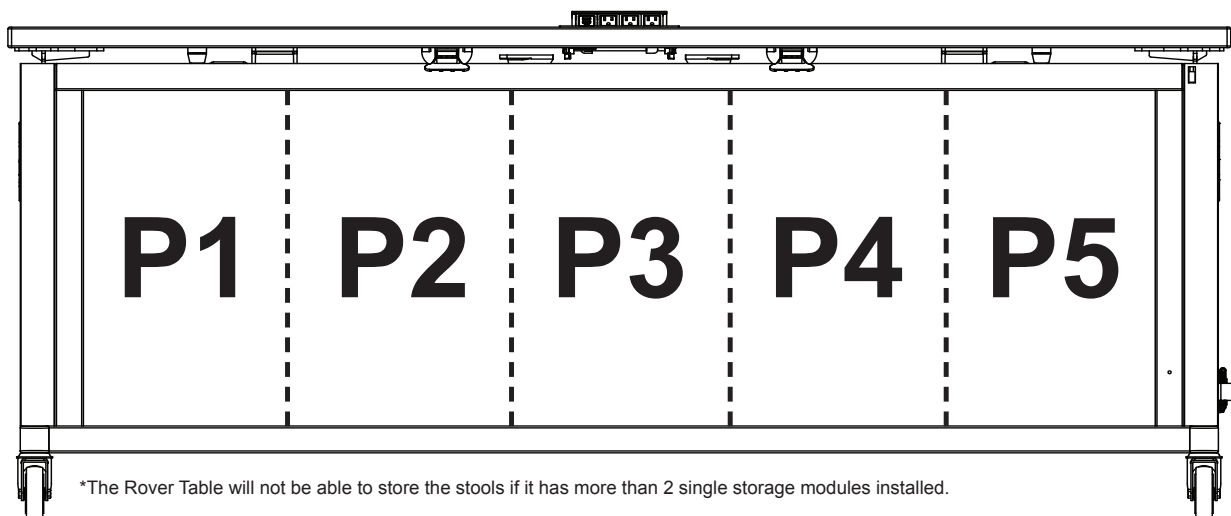


# Explorer Series

## rover table configuration

### Rover Table Module Configuration

The Rover Table can be configured to fit the needs of your classroom or makerspace. Seven different modules are available and include open and secured storage modules, peg boards for hanging supplies like 3d printing filament, and double-wide storage modules for larger projects. You can create your own custom configuration using the information below when ordering.




### One Position Storage Modules

These storage modules use open position in the Maker Table

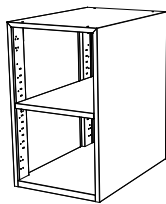
Bin Storage  
Module

BINSM



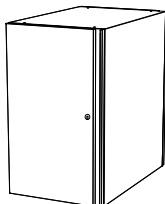
Single  
Storage  
Module\*

SGLSM



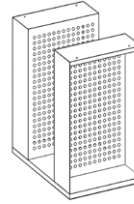
Single Storage  
Module with  
Locking Door\*

SGLSMD



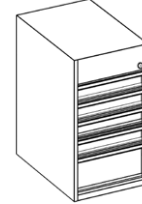
Peg Board  
Module

PEGSM



Tool Storage  
Module\*

TOOLSMD

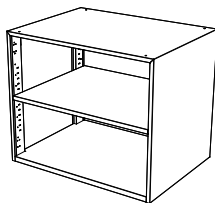


### Two Position Storage Modules

These storage modules use two positions side-by-side.

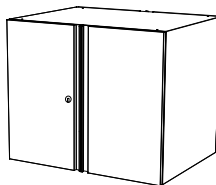
Double Storage  
Module

DBLSM



Double Storage  
Module with  
Locking Doors



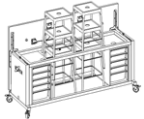
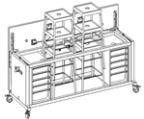
DBLSMD



**Get Started with a Pre-Configured Rover Table, or Configure Your Own!**

# Explorer Series

## rover table configured

DESCRIPTION	ITEM #	D	W	H	PRICE	SHIP WT.	LEAD TIME*
Rover Table with butcher block retractable top, bin storage modules with bins and locking casters	RV1BxxxB	42"/29.5"	84"/84"	36.5"/50.5"	\$6116	386	S
							
Rover Table with butcher block retractable top, bin storage modules with bins, power unit with 8ft extension cord and locking casters	RV1EBxxxB	42"/29.5"	84"/84"	36.5"/50.5"	\$7080	391	S
							
Rover Table with butcher block retractable top, 2 bin storage modules with bins, 6 stools and locking casters	RV1SBxxxB	42"/29.5"	84"/84"	36.5"/50.5"	\$7126	428	S
							
Rover Table with butcher block retractable top, 2 bin storage modules with bins, 6 stools, power unit with 8ft extension cord and locking casters	RV1SEBxxxB	42"/29.5"	84"/84"	36.5"/50.5"	\$8092	433	S
							

to order

1. Item Number

2. Paint Finish

See paint finish options for frame below

example

RV1BxxxB - GA

ITEM NUMBER      PAINT FINISH

please separate each item with a dash

### paint finish options for frame

MODEL	DESCRIPTION
GA	Green Apple
EN	Navy
P2	Platinum

### to order additional bins

MODEL	DESCRIPTION	PRICE
BINPK46	Clear Tote Bin Pack - Four - 4"H x 20.875"L x 12.74"W and One - 6"H x 20.875"L x 12.74"W	\$192
BINPK4	Clear Tote Bin - 4"H x 20.875"L x 12.74"W Pack of 6	\$200
BINPK6	Clear Tote Bin - 6"H x 20.875"L x 12.74"W Pack of 6	\$200

Note: Rover ships partially assembled: top, casters, end panels need to be assembled onsite.  
Freight Class 150 Origin zip 49548  
\* S – Standard Lead Time 4-6 weeks

# Explorer Series

## rover stool

**DESCRIPTION**

Rover 4 legged, 16ga steel stackable stool. 13"x13" seat. Priced each; must be ordered in multiples of 3. Textured platinum only.



ITEM #	D	W	H	PRICE	SHIP WT.	LEAD TIME*
RVSTOOL-PL	16.5"	16.5"	25"	\$168	14	S

to order

1. Select Item Number

example

RVSTOOL - P2

ITEM NUMBER

Freight Class 150 Origin zip 49548

\* S – Standard Lead Time 4-6 weeks

# Explorer Series

## rover table - build your own

DESCRIPTION	ITEM #	D	W	H	PRICE	SHIP WT.	LEAD TIME*
Rover Table with butcher block retractable top and locking casters, Add up to 5 storage modules, sold separately.	RV1xxxxx	42"/29.5"	84"/84"	36.5"/50.5"	\$4776	312	S



Rover Table with butcher block retractable top, power unit with 8ft extension cord and locking casters. Add up to 5 storage modules, sold separately.	RV1Exxxxx	42"/29.5"	84"/84"	36.5"/50.5"	\$5742	317	S
---	-----------	-----------	---------	-------------	--------	-----	---



**How to Build Your Own item number**

Replace "x" with storage module item number listed below.  
Leave "x" for empty modules (positions are laid out left to right)

**MK1 or MK1E**

- Position 1
- Position 2
- Position 3
- Position 4
- Position 5

**example**

B	S	P	D	2
P1	P2	P3	P4	P5

Configurations: Five 14.7"W Modules  
Two 29.4"W Modules + One 14.7"W Module  
One 29.4"W Module + Three 14.7"W Modules  
29.4"W Modules use 2 positions

**to order**

- Item Number
- Paint Finish

*See paint finish options for frame below*

**example**

RV1BSPD2	-	GA
ITEM NUMBER		PAINT FINISH

*please separate each item with a dash*

### storage modules platinum finish only

MODEL	DESCRIPTION	PRICE	SHIP WT
B = BINSM	Bin Storage Module- 14.7"W x 21.75"D x 24.5"H with clear tote bin pack Four - 4"H x 20.875"L x 12.74"W and One - 6"H x 20.875"L x 12.74"W	\$670	37
S = SGLSM	Single Storage Module without door- 14.7"W x 21.75"D x 24.5"H	\$448	38
D = SGLSMD	Single Storage Module w/ locking door - 14.7"W x 21.75"D x 24.5"H	\$666	49
P = PEGSM	Peg Board Module - 14.7"W x 21.75"D x 24.5"H (Doesn't include pegs or spools)	\$516	31
T = TOOLSM	Tool Storage Module - 14.7"W x 21.75"D x 24.5"H	\$812	
S2 = DBLSM (uses 2 positions)	Double Storage Module without doors - 29.4"W x 21.75"D x 24.5"H	\$616	50
D2 = DBLSMD (uses 2 positions)	Double Storage Module w/ locking doors - 29.4"W x 21.75"D x 24.5"H	\$1082	71

### to order additional bins

MODEL	DESCRIPTION	PRICE	BINSM	DBLSM
BINPK46	Clear Tote Bin Pack - Four - 4"H x 20.875"L x 12.74"W and One - 6"H x 20.875"L x 12.74"W	\$192		
BINPK4	Clear Tote Bin - 4"H x 20.875"L x 12.74"W Pack of 6	\$200		
BINPK6	Clear Tote Bin - 6"H x 20.875"L x 12.74"W Pack of 6	\$200		

### paint finish options for frame

MODEL	DESCRIPTION	SGLSMD	PEGSM	TOOLSM
GA	Green Apple			
EN	Navy			
P2	Textured Platinum			

Note: Maker tables ship KD: Storage modules are shipped assembled except doors need to be attached onsite when applicable.

Freight Class 150 Origin zip 49548

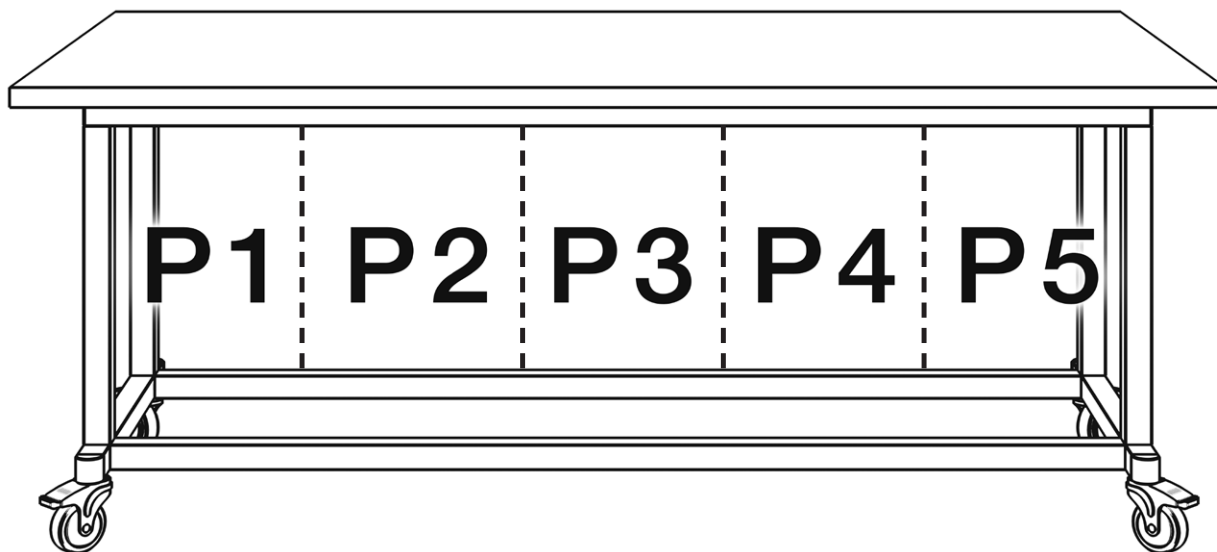
\* S - Standard Lead Time 4-6 weeks

# Explorer Series

## maker table configuration

### Maker Table Module Configuration

The Maker Table can be configured to fit the needs of your classroom or makerspace. Six different modules are available and include open and secured storage modules, peg boards for hanging supplies like 3d printing filament, and double-wide storage modules for larger projects. A large number of pre-configured Maker Tables are provided on the next few pages. You can also create your own custom configuration using the information below when ordering.




### One Position Storage Modules

These storage modules use open position in the Maker Table

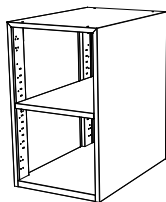
#### Bin Storage Module

BINSM



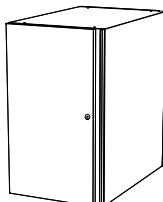
#### Single Storage Module\*

SGLSM



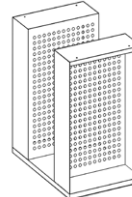
#### Single Storage Module with Locking Door\*

SGLSMD



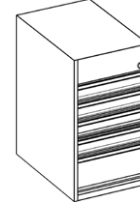
#### Peg Board Module

PEGSM



#### Tool Storage Module\*

TOOLSMD

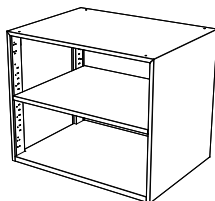


### Two Position Storage Modules

These storage modules use two positions side-by-side.

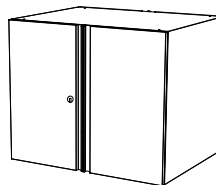
#### Double Storage Module

DBLSM



#### Double Storage Module with Locking Doors

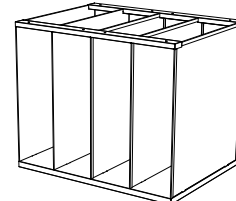
DBLSMD



#### Large Format Storage Module

LGFTSM

This module can only be used with the Cargo Cart CG2 Partial Top Model to allow for full access to the Large Format Storage Module



## Get Started with a Pre-Configured Maker Table, or Configure Your Own!

\*When specifying the single storage module or the tool storage module, you cannot specify five of these modules in a row within the frame of the Maker Table.

[Return to Table of Contents](#)

# Explorer Series

## maker table specifications

### OVERALL DIMENSIONS

84x42x36.5

#### TOP

Top Dimension

84x42x1.5in

- Solid Birch Butcher Block

#### BASE

Construction

- Welded Steel Tube

50mm O.D., 3mm wall

#### Foot

Material: Nylon

#### CASTERS

4 - 4" Locking Directional Total Lock

- High Strength Steel

- TPU Tread, Non-Marking

- Corrosion Resistant

- 300lb load rating (per caster)

#### POWER (OPTIONAL)

In Surface Power Unit

- Manufacturer : Byrne

- 3 110v Power, 2 USB

- Integrated Circuit Breaker Rating

13 amps, 125 volts

#### Cord (Provided)

- NEMA 5-15, 14 AWG, 3 Conductor,

15 Amp, 10 foot

### SPECIFICATIONS

Max Load

- TBD

#### Paint

- Textured Powder coat

### MODULE OPTIONS\*

4 Module Configuration

- Double Module Configurations

Double storage

Double storage with locking doors

- Single Module Configurations

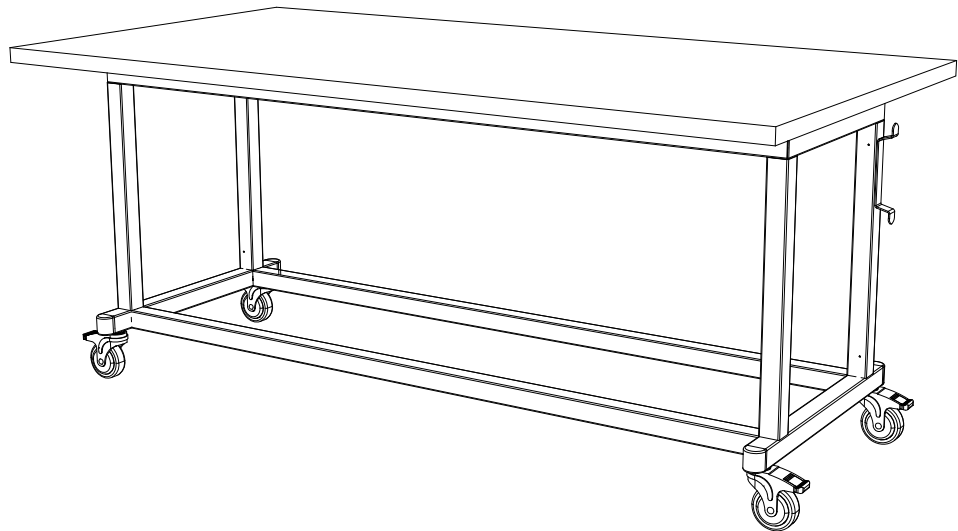
Single storage

Single storage with doors


Bin storage

Peg board

\*Refer to module specifications for more information



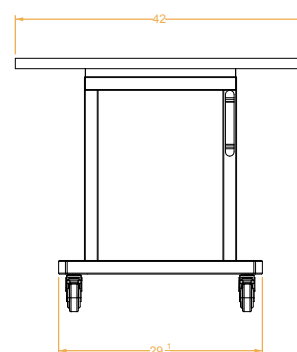
FRONT VIEW



TOP VIEW







SIDE VIEW



# Explorer Series

## maker table configured

DESCRIPTION	ITEM #	D	W	H	PRICE	SHIP WT.	LEAD TIME*
Maker table, 42d x 84w, butcher block top, 5 bin storage modules and locking casters.	MK1BBBBN.4284	42"	84"	36.5"	\$5948	481	S
							
Maker table, 42d x 84w, butcher block top, 5 bin storage modules, power unit with 8ft extension cord and locking casters.	MK1EBBBN.4284	42"	84"	36.5"	\$6912	486	S
							
Maker table, 42d x 84w, butcher block top, 3 bin storage modules, 1 double storage module with doors and locking casters.	MK1BBBD2.4284	42"	84"	36.5"	\$5970	478	S
							
Maker table, 42d x 84w, butcher block top, 3 bin storage modules, 1 double storage module with doors, power unit with 8ft extension cord and locking casters.	MK1EBBBD2.4284	42"	84"	36.5"	\$6654	483	S
							

to order

1. Item Number
  2. Paint Finish
- See paint finish options for frame below

example

**MK1BBBBN.4284 - GA**

ITEM NUMBER PAINT FINISH

please separate each item with a dash

### storage modules platinum finish only

MODEL	DESCRIPTION
B = BINSM	Bin Storage Module- 14.7"W x 21.75"D x 24.5"H with clear tote bin pack Four - 4"H x 20.875"L x 12.74"W and One - 6"H x 20.875"L x 12.74"W
S = SGLSM	Single Storage Module without door- 14.7"W x 21.75"D x 24.5"H
D = SGLSMD	Single Storage Module w/ locking door - 14.7"W x 21.75"D x 24.5"H
P = PEGSM	Peg Board Module - 14.7"W x 21.75"D x 24.5"H (Doesn't include pegs or spools)
T = TOOLSM	Tool Storage Module - 14.7"W x 21.75"D x 24.5"H
S2 = DBLSM (uses 2 positions)	Double Storage Module without doors - 29.4"W x 21.75"D x 24.5"H
D2 = DBLSMD (uses 2 positions)	Double Storage Module w/ locking doors - 29.4"W x 21.75"D x 24.5"H

### to order additional bins

MODEL	DESCRIPTION	PRICE
BINPK46	Clear Tote Bin Pack - Four - 4"H x 20.875"L x 12.74"W and One - 6"H x 20.875"L x 12.74"W	\$192
BINPK4	Clear Tote Bin - 4"H x 20.875"L x 12.74"W Pack of 6	\$200
BINPK6	Clear Tote Bin - 6"H x 20.875"L x 12.74"W Pack of 6	\$200

Note: Maker tables ship KD: Storage modules are shipped assembled except doors need to be attached onsite when applicable.








Freight Class 150 Origin zip 49548

\* S – Standard Lead Time 4-6 weeks

### paint finish options for frame



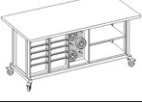

MODEL	DESCRIPTION
GA	Green Apple
EN	Navy
P2	Textured Platinum

BINSM		DBLSM	
SGLSM		DBLSMD	
SGLSMD		PEGSM	
TOOLSM			

# Explorer Series

## maker table configured

DESCRIPTION	ITEM #	D	W	H	PRICE	SHIP WT.	LEAD TIME*
Maker table, 42d x 84w, butcher block top, 3 bin storage modules, 1 double storage module without doors and locking casters.	MK1BBBS2.4284	42"	84"	36.5"	\$5224	457	S
							
Maker table, 42d x 84w, butcher block top, 3 bin storage modules, 1 double storage module without doors, power unit with 8ft extension cord and locking casters.	MK1EBBBS2.4284	42"	84"	36.5"	\$6188	462	S
							
Maker table, 42d x 84w, butcher block top, 2 bin storage modules, 1 peg board storage module, 1 double storage module without doors and locking casters.	MK1BBPS2.4284	42"	84"	36.5"	\$5070	439	S
							
Maker table, 42d x 84w, butcher block top, 2 bin storage modules, 1 peg board storage module, 1 double storage module without doors, power unit with 8ft extension cord and locking casters.	MK1EBBPS2.4284	42"	84"	36.5"	\$6034	444	S
							

to order  
1. Item Number  
2. Paint Finish  
See paint finish options for frame below

example  
**MK1BBBBN.4284 - GA**  
ITEM NUMBER PAINT FINISH  
please separate each item with a dash

### storage modules platinum finish only

MODEL	DESCRIPTION
B = BINSM	Bin Storage Module- 14.7"W x 21.75"D x 24.5"H with clear tote bin pack Four - 4"H x 20.875"L x 12.74"W and One - 6"H x 20.875"L x 12.74"W
S = SGLSM	Single Storage Module without door- 14.7"W x 21.75"D x 24.5"H
D = SGLSMD	Single Storage Module w/ locking door - 14.7"W x 21.75"D x 24.5"H
P = PEGSM	Peg Board Module - 14.7"W x 21.75"D x 24.5"H (Doesn't include pegs or spools)
T = TOOLSM	Tool Storage Module - 14.7"W x 21.75"D x 24.5"H
S2 = DBLSM (uses 2 positions)	Double Storage Module without doors - 29.4"W x 21.75"D x 24.5"H
D2 = DBLSMD (uses 2 positions)	Double Storage Module w/ locking doors - 29.4"W x 21.75"D x 24.5"H

### to order additional bins




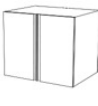



MODEL	DESCRIPTION	PRICE
BINPK46	Clear Tote Bin Pack - Four - 4"H x 20.875"L x 12.74"W and One - 6"H x 20.875"L x 12.74"W	\$192
BINPK4	Clear Tote Bin - 4"H x 20.875"L x 12.74"W Pack of 6	\$200
BINPK6	Clear Tote Bin - 6"H x 20.875"L x 12.74"W Pack of 6	\$200

Note: Maker tables ship KD: Storage modules are shipped assembled except doors need to be attached onsite when applicable.

Freight Class 150 Origin zip 49548




\* S - Standard Lead Time 4-6 weeks

### paint finish options for frame

MODEL	DESCRIPTION
GA	Green Apple
EN	Navy
P2	Textured Platinum
BINSM	
DBLSM	
SGLSM	
DBLSMD	
SGLSMD	
TOOLSM	
PEGSM	

# Explorer Series

## maker table configured

DESCRIPTION	ITEM #	D	W	H	PRICE	SHIP WT.	LEAD TIME*
Maker table, 42d x 84w, butcher block top, 1 bin storage module, 1 single storage module with door, 1 double storage module with doors, 1 bin storage module and locking casters.	MK1BDD2B.4284	42"	84"	36.5"	\$5686	491	S
							
Maker table, 42d x 84w, butcher block top, 1 bin storage module, 1 single storage module with door, 1 double storage module with doors, 1 bin storage module, power unit with 8ft extension cord and locking casters.	MK1EBDD2B.4284	42"	84"	36.5"	\$6650	496	S
							
Maker table, 42d x 84w, butcher block top, 1 double storage module without doors, 1 bin storage module, 1 double storage module without doors and locking casters.	MK1S2BS2.4284	42"	84"	36.5"	\$4500	409	S
							

to order	1. Item Number	example		MK1BBBBN.4284	-	GA
	2. Paint Finish			ITEM NUMBER		PAINT FINISH
	See paint finish options for frame below			please separate each item with a dash		

### storage modules platinum finish only

MODEL	DESCRIPTION
B = BINSM	Bin Storage Module- 14.7"W x 21.75"D x 24.5"H with clear tote bin pack Four - 4"H x 20.875"L x 12.74"W and One - 6"H x 20.875"L x 12.74"W
S = SGLSM	Single Storage Module without door- 14.7"W x 21.75"D x 24.5"H
D = SGLSMD	Single Storage Module w/ locking door - 14.7"W x 21.75"D x 24.5"H
P = PEGSM	Peg Board Module - 14.7"W x 21.75"D x 24.5"H (Doesn't include pegs or spools)
T = TOOLSM	Tool Storage Module - 14.7"W x 21.75"D x 24.5"H
S2 = DBLSM (uses 2 positions)	Double Storage Module without doors - 29.4"W x 21.75"D x 24.5"H
D2 = DBLSMD (uses 2 positions)	Double Storage Module w/ locking doors - 29.4"W x 21.75"D x 24.5"H

### to order additional bins








MODEL	DESCRIPTION	PRICE
BINPK46	Clear Tote Bin Pack - Four - 4"H x 20.875"L x 12.74"W and One - 6"H x 20.875"L x 12.74"W	\$192
BINPK4	Clear Tote Bin - 4"H x 20.875"L x 12.74"W Pack of 6	\$200
BINPK6	Clear Tote Bin - 6"H x 20.875"L x 12.74"W Pack of 6	\$200

Note: Maker tables ship KD: Storage modules are shipped assembled except doors need to be attached onsite when applicable.

Freight Class 150 Origin zip 49548


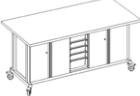
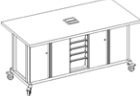
\* S - Standard Lead Time 4-6 weeks

### paint finish options for frame

MODEL	DESCRIPTION
GA	Green Apple
EN	Navy
P2	Textured Platinum
BINSM	
DBLSM	
SGLSM	
DBLSMD	
SGLSMD	
TOOLSM	
PEGSM	

# Explorer Series

## maker table configured

DESCRIPTION	ITEM #	D	W	H	PRICE	SHIP WT.	LEAD TIME*
Maker table, 42d x 84w, butcher block top, 1 double storage module without doors, 1 bin storage module, 1 double storage module without doors, power unit with 8ft extension cord and locking casters.	MK1ES2BS2.4284	42"	84"	36.5"	\$5464	414	S
							
Maker table, 42d x 84w, butcher block top, 1 double storage module with doors, 1 bin storage module, 1 double storage module with doors and locking casters.	MK1D2BD2.4284	42"	84"	36.5"	\$5432	475	S
							
Maker table, 42d x 84w, butcher block top, 1 double storage module with doors, 1 bin storage module, 1 double storage module with doors, power unit with 8ft extension cord and locking casters.	MK1ED2BD2.4284	42"	84"	36.5"	\$6396	480	S
							

to order

1. Item Number  
2. Paint Finish

See paint finish options for frame below

example

**MK1BBBBN.4284 - GA**

ITEM NUMBER      PAINT FINISH

please separate each item with a dash

### storage modules platinum finish only

MODEL	DESCRIPTION
B = BINSM	Bin Storage Module- 14.7"W x 21.75"D x 24.5"H with clear tote bin pack Four - 4"H x 20.875"L x 12.74"W and One - 6"H x 20.875"L x 12.74"W
S = SGLSM	Single Storage Module without door- 14.7"W x 21.75"D x 24.5"H
D = SGLSMD	Single Storage Module w/ locking door - 14.7"W x 21.75"D x 24.5"H
P = PEGSM	Peg Board Module - 14.7"W x 21.75"D x 24.5"H (Doesn't include pegs or spools)
T = TOOLSM	Tool Storage Module - 14.7"W x 21.75"D x 24.5"H
S2 = DBLSM (uses 2 positions)	Double Storage Module without doors - 29.4"W x 21.75"D x 24.5"H
D2 = DBLSMD (uses 2 positions)	Double Storage Module w/ locking doors - 29.4"W x 21.75"D x 24.5"H

### to order additional bins

MODEL	DESCRIPTION	PRICE
BINPK46	Clear Tote Bin Pack - Four - 4"H x 20.875"L x 12.74"W and One - 6"H x 20.875"L x 12.74"W	\$192
BINPK4	Clear Tote Bin - 4"H x 20.875"L x 12.74"W Pack of 6	\$200
BINPK6	Clear Tote Bin - 6"H x 20.875"L x 12.74"W Pack of 6	\$200

Note: Maker tables ship KD: Storage modules are shipped assembled except doors need to be attached onsite when applicable.








Freight Class 150 Origin zip 49548

\* S – Standard Lead Time 4-6 weeks

### paint finish options for frame


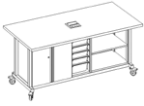
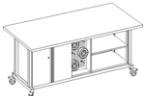
MODEL	DESCRIPTION
GA	Green Apple
EN	Navy
P2	Textured Platinum

BINSM		DBLSM	
SGLSM		DBLSMD	
SGLSMD		PEGSM	
TOOLSM			

# Explorer Series

## maker table configured

DESCRIPTION	ITEM #	D	W	H	PRICE	SHIP WT.	LEAD TIME*
Maker table, 42d x 84w, butcher block top 1 double storage module with doors, 1 bin storage module, 1 double storage module without doors and locking casters.	MK1D2BS2.4284	42"	84"	36.5"	\$4966	453	S
							
Maker table, 42d x 84w, butcher block top, 1 double storage module with doors, 1 bin storage module, 1 double storage module without doors, power unit with 8ft extension cord and locking casters.	MK1ED2BS2.4284	42"	84"	36.5"	\$5930	458	S
							
Maker table, 42d x 84w, butcher block top 1 double storage module with doors, 1 peg board storage module, 1 double storage module without doors and locking casters.	MK1D2PS2.4284	42"	84"	36.5"	\$4812	454	S
							

to order	1. Item Number	example <b>MK1BBBBN.4284 - GA</b>	
	2. Paint Finish		
	See paint finish options for frame below		
		ITEM NUMBER	PAINT FINISH
		please separate each item with a dash	

### storage modules platinum finish only

MODEL	DESCRIPTION
B = BINSM	Bin Storage Module- 14.7"W x 21.75"D x 24.5"H with clear tote bin pack Four - 4"H x 20.875"L x 12.74"W and One - 6"H x 20.875"L x 12.74"W
S = SGLSM	Single Storage Module without door- 14.7"W x 21.75"D x 24.5"H
D = SGLSMD	Single Storage Module w/ locking door - 14.7"W x 21.75"D x 24.5"H
P = PEGSM	Peg Board Module - 14.7"W x 21.75"D x 24.5"H (Doesn't include pegs or spools)
T = TOOLSM	Tool Storage Module - 14.7"W x 21.75"D x 24.5"H
S2 = DBLSM (uses 2 positions)	Double Storage Module without doors - 29.4"W x 21.75"D x 24.5"H
D2 = DBLSMD (uses 2 positions)	Double Storage Module w/ locking doors - 29.4"W x 21.75"D x 24.5"H

### to order additional bins








MODEL	DESCRIPTION	PRICE
BINPK46	Clear Tote Bin Pack - Four - 4"H x 20.875"L x 12.74"W and One - 6"H x 20.875"L x 12.74"W	\$192
BINPK4	Clear Tote Bin - 4"H x 20.875"L x 12.74"W Pack of 6	\$200
BINPK6	Clear Tote Bin - 6"H x 20.875"L x 12.74"W Pack of 6	\$200

Note: Maker tables ship KD: Storage modules are shipped assembled except doors need to be attached onsite when applicable.

Freight Class 150 Origin zip 49548

\* S - Standard Lead Time 4-6 weeks

### paint finish options for frame

MODEL	DESCRIPTION
GA	Green Apple
EN	Navy
P2	Textured Platinum
BINSM	
DBLSM	
SGLSM	
DBLSMD	
SGLSMD	
TOOLSM	
PEGSM	

# Explorer Series

## maker table configured

DESCRIPTION	ITEM #	D	W	H	PRICE	SHIP WT.	LEAD TIME*
Maker table, 42d x 84w, butcher block top, 1 double storage module with doors, 1 peg board storage module, 1 double storage module without doors, power unit with 8ft extension cord and locking casters.	MK1ED2PS2.4284	42"	84"	36.5"	\$5776	459	S



Maker table, 42d x 84w, butcher block top, 1 double storage module with doors, 1 single storage module with doors, 1 double storage module with doors and locking casters.	MK1D2DD2.4284	42"	84"	36.5"	\$5428	487	S
--	---------------	-----	-----	-------	--------	-----	---



Maker table, 42d x 84w, butcher block top, 1 double storage module with doors, 1 single storage module with doors, 1 double storage module with doors, power unit with 8ft extension cord and locking casters.	MK1ED2DD2.4284	42"	84"	36.5"	\$6392	492	S
--	----------------	-----	-----	-------	--------	-----	---



to order

1. Item Number

2. Paint Finish

See paint finish options for frame below

example

MK1BBBBN.4284

-

GA

ITEM NUMBER

PAINT FINISH

please separate each item with a dash

### storage modules platinum finish only

MODEL	DESCRIPTION
B = BINSM	Bin Storage Module- 14.7"W x 21.75"D x 24.5"H with clear tote bin pack Four - 4"H x 20.875"L x 12.74"W and One - 6"H x 20.875"L x 12.74"W
S = SGLSM	Single Storage Module without door- 14.7"W x 21.75"D x 24.5"H
D = SGLSMD	Single Storage Module w/ locking door - 14.7"W x 21.75"D x 24.5"H
P = PEGSM	Peg Board Module - 14.7"W x 21.75"D x 24.5"H (Doesn't include pegs or spools)
T = TOOLSM	Tool Storage Module - 14.7"W x 21.75"D x 24.5"H
S2 = DBLSM (uses 2 positions)	Double Storage Module without doors - 29.4"W x 21.75"D x 24.5"H
D2 = DBLSMD (uses 2 positions)	Double Storage Module w/ locking doors - 29.4"W x 21.75"D x 24.5"H

### to order additional bins

MODEL	DESCRIPTION	PRICE
BINPK46	Clear Tote Bin Pack - Four - 4"H x 20.875"L x 12.74"W and One - 6"H x 20.875"L x 12.74"W	\$192
BINPK4	Clear Tote Bin - 4"H x 20.875"L x 12.74"W Pack of 6	\$200
BINPK6	Clear Tote Bin - 6"H x 20.875"L x 12.74"W Pack of 6	\$200

Note: Maker tables ship KD: Storage modules are shipped assembled except doors need to be attached onsite when applicable.  
Freight Class 150 Origin zip 49548  
\* S – Standard Lead Time 4-6 weeks

### paint finish options for frame

MODEL	DESCRIPTION
GA	Green Apple
EN	Navy
P2	Textured Platinum

BINSM

SGLSM

SGLSMD

TOOLSM

DBLSM

DBLSMD

PEGSM

# Explorer Series

## maker table configured

DESCRIPTION	ITEM #	D	W	H	PRICE	SHIP WT.	LEAD TIME*
Maker table, 42d x 84w, butcher block top, 1 double storage module without doors, 1 single storage module without doors, 1 double storage module without doors and locking casters.	MK1S2SS2.4284	42"	84"	36.5"	\$4276	434	S



Maker table, 42d x 84w, butcher block top, 1 double storage module without doors, 1 single storage module without doors, 1 double storage module without doors, power unit with 8ft extension cord and locking casters.	MK1ES2SS2.4284	42"	84"	36.5"	\$5242	439	S
---	----------------	-----	-----	-------	--------	-----	---



to order	1. Item Number	example		MK1BBBBN.4284	-	GA
	2. Paint Finish			ITEM NUMBER		PAINT FINISH
	See paint finish options for frame below			please separate each item with a dash		

### storage modules platinum finish only

MODEL	DESCRIPTION
B = BINSM	Bin Storage Module- 14.7"W x 21.75"D x 24.5"H with clear tote bin pack Four - 4"H x 20.875"L x 12.74"W and One - 6"H x 20.875"L x 12.74"W
S = SGLSM	Single Storage Module without door- 14.7"W x 21.75"D x 24.5"H
D = SGLSMD	Single Storage Module w/ locking door - 14.7"W x 21.75"D x 24.5"H
P = PEGSM	Peg Board Module - 14.7"W x 21.75"D x 24.5"H (Doesn't include pegs or spools)
T = TOOLSM	Tool Storage Module - 14.7"W x 21.75"D x 24.5"H
S2 = DBLSM (uses 2 positions)	Double Storage Module without doors - 29.4"W x 21.75"D x 24.5"H
D2 = DBLSMD (uses 2 positions)	Double Storage Module w/ locking doors - 29.4"W x 21.75"D x 24.5"H

### to order additional bins

MODEL	DESCRIPTION	PRICE
BINPK46	Clear Tote Bin Pack - Four - 4"H x 20.875"L x 12.74"W and One - 6"H x 20.875"L x 12.74"W	\$192
BINPK4	Clear Tote Bin - 4"H x 20.875"L x 12.74"W Pack of 6	\$200
BINPK6	Clear Tote Bin - 6"H x 20.875"L x 12.74"W Pack of 6	\$200

Note: Maker tables ship KD: Storage modules are shipped assembled except doors need to be attached onsite when applicable.

Freight Class 150 Origin zip 49548

\* S – Standard Lead Time 4-6 weeks

### paint finish options for frame

MODEL	DESCRIPTION
GA	Green Apple
EN	Navy
P2	Textured Platinum

BINSM		DBLSM	
SGLSM		DBLSMD	
SGLSMD		PEGSM	
TOOLSM			

# Explorer Series

## maker table - build your own

DESCRIPTION	ITEM #	D	W	H	PRICE	SHIP WT.	LEAD TIME*
Maker table, 42d x 84w, butcher block top and locking casters. Add up to 5 storage modules, sold separately.	MK1xxxxx.4284	42"	84"	36.5"	\$2598	296	S



Maker table, 42d x 84w, butcher block top, power unit with 8ft extension cord and locking casters. Add up to 5 storage modules, sold separately.	MK1Exxxxx.4284	42"	84"	36.5"	\$3564	296	S
--	----------------	-----	-----	-------	--------	-----	---



to order

How to Build Your Own item number

Replace "x" with storage module item number listed below.  
Leave "x" for empty modules (positions are laid out left to right)

**MK1 or MK1E**

- Position 1
- Position 2
- Position 3
- Position 4
- Position 5

example

(bin storage module, single storage module without doors, ped board module, double storage module with locking doors)

B	S	P	D	2
P1	P2	P3	P4	P5

Configurations: Five 14.7"W Modules  
Two 29.4"W Modules + One 14.7"W Module  
One 29.4"W Module + Three 14.7"W Modules  
29.4"W Modules use 2 positions

to order

- Item Number
- Paint Finish

See paint finish options for frame below

example

<b>MK1BSPD2.4284</b>	-	<b>GA</b>
ITEM NUMBER		PAINT FINISH

please separate each item with a dash

### storage modules platinum finish only

MODEL	DESCRIPTION	PRICE	SHIP WT
B = BINSM	Bin Storage Module- 14.7"W x 21.75"D x 24.5"H with clear tote bin pack Four - 4"H x 20.875"L x 12.74"W and One - 6"H x 20.875"L x 12.74"W	\$670	37
S = SGLSM	Single Storage Module without door- 14.7"W x 21.75"D x 24.5"H	\$448	38
D = SGLSMD	Single Storage Module w/ locking door - 14.7"W x 21.75"D x 24.5"H	\$666	49
P = PEGSM	Peg Board Module - 14.7"W x 21.75"D x 24.5"H (Doesn't include pegs or spools)	\$516	31
T = TOOLSM	Tool Storage Module - 14.7"W x 21.75"D x 24.5"H	\$812	
S2 = DBLSM (uses 2 positions)	Double Storage Module without doors - 29.4"W x 21.75"D x 24.5"H	\$616	50
D2 = DBLSMD (uses 2 positions)	Double Storage Module w/ locking doors - 29.4"W x 21.75"D x 24.5"H	\$1082	71

### to order additional bins

MODEL	DESCRIPTION	PRICE	
BINPK46	Clear Tote Bin Pack - Four - 4"H x 20.875"L x 12.74"W and One - 6"H x 20.875"L x 12.74"W	\$192	BINSM
BINPK4	Clear Tote Bin - 4"H x 20.875"L x 12.74"W Pack of 6	\$200	SGLSM
BINPK6	Clear Tote Bin - 6"H x 20.875"L x 12.74"W Pack of 6	\$200	DBLSM


### paint finish options for frame

MODEL	DESCRIPTION	
GA	Green Apple	SGLSMD
EN	Navy	PEGSM
P2	Textured Platinum	TOOLSM

Note: Maker tables ship KD: Storage modules are shipped assembled except doors need to be attached onsite when applicable.  
Freight Class 150 Origin zip 49548  
\* S – Standard Lead Time 4-6 weeks

# Explorer Series

## introduction - carts



CARGO CART




CUBBY STORAGE CART



TALL STORAGE CART



PACK CART



MARKER BOARD BACK

### General

The makerspace movement is becoming a powerful part of many school district curriculums. Schools are repurposing classrooms, renovating computer labs, and retooling media centers to accommodate the tools required for these creative spaces. To help foster and grow these new creative spaces, Haskell created The Rover Table and Explorer Series. It is a collection of innovative makerspace solutions to help schools create engaging and functional spaces while catering to the needs of these unique creative areas.

Engineered to be easily transported across the hall or across the district, the Rover Table is the ideal solution for a shared maker curriculum.

The Explorer Series Think Nook is the perfect solution for students who need quiet time to think, read or simply recharge.

The Explorer Maker Table by Haskell has been designed to meet the demanding needs of these creative environments.

The Explorer Cargo Cart by Haskell is the perfect support solution to our Rover Table and Maker Table allowing easy access to all the many different maker manipulatives needed.

The Tall Storage Cart allows educators to organize, store and distribute learning materials or maker manipulatives.

The Cubby Storage Cart is a versatile, mobile piece that offers a sleek design solution for classroom storage and makerspaces.

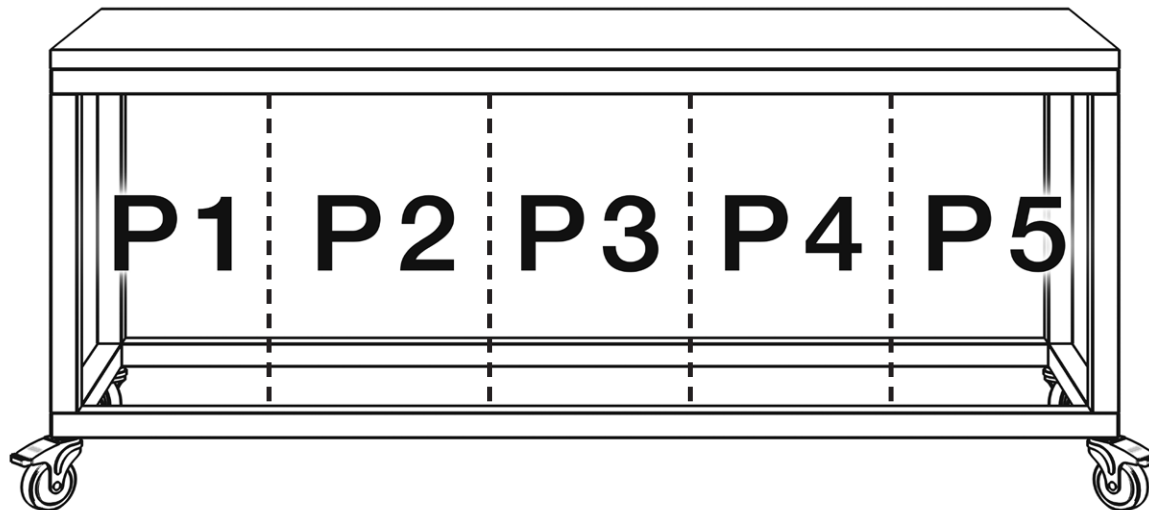
The Pack Cart replaces the need for built in casework or lockers by providing mobile backpack storage while functioning as a multipurpose ideation tool.

# Explorer Series

## cargo cart configuration

### Cargo Cart Module Configuration


The Cargo Cart can be configured to fit the needs of your classroom or makerspace. Seven different modules are available and include open and secured storage modules, peg boards for hanging supplies like 3d printing filament, and a large format storage module which is unique to the cargo cart. A large number of pre-configured Cargo Carts are provided on the next few pages. You can also create your own custom configuration using the information below when ordering.



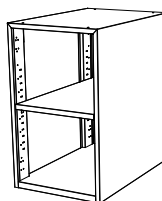
### One Position Storage Modules

These storage modules use one position in the Cargo Cart.

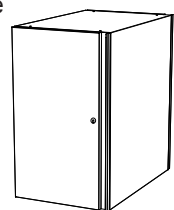
Bin Storage  
Module  
BINSM



Single  
Storage  
Module\*  
SGLSM



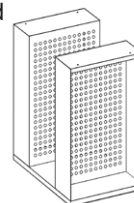
Single Storage  
Module with  
Locking Door\*  
SGLSMD



Tool  
Storage  
Module\*  
TOOLSM



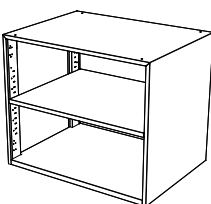
Peg Board  
Module  
PEGSM



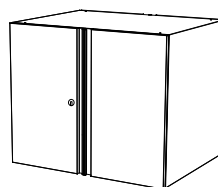
### Two Position Storage Modules

These storage modules use two positions side-by-side.

Double Storage  
Module  
DBLSM

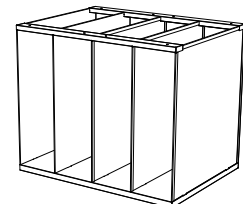


Double Storage  
Module with  
Locking Doors  
DBLSMD



Large Format  
Storage Module  
LGFTSM

This module can only be used with the Cargo Cart CG1 Partial Top Model to allow for full access to the Large Format Storage Module



## Get Started with a Pre-Configured Cargo Cart, or Configure Your Own!

# Explorer Series

## cargo cart specification

### OVERALL DIMENSIONS

77.5x22x35.5

### TOP

#### Top Dimension

Partial Top: 47x22x1.5

Full Top: 77.5x22x1.5

- Solid Birch Butcher Block

### BASE

#### Construction

- Welded Steel Tube

50mm O.D., 3mm wall

- 18 Gauge Formed and Welded Steel

### Foot

Material: Nylon

### CASTERS

4 - 4" Locking Directional Total Lock

- High Strength Steel

- TPU Tread, Non-Marking

- Corrosion Resistant

- 300lb load rating (per caster)

### SPECIFICATIONS

#### Max Load

- TBD

#### Paint

- Textured Powder coat

### MODULE OPTIONS\*

#### 4 Module Configuration

- Double Module Configurations

Double storage

Double storage with locking door

Large Format Storage

- Single Module Configurations

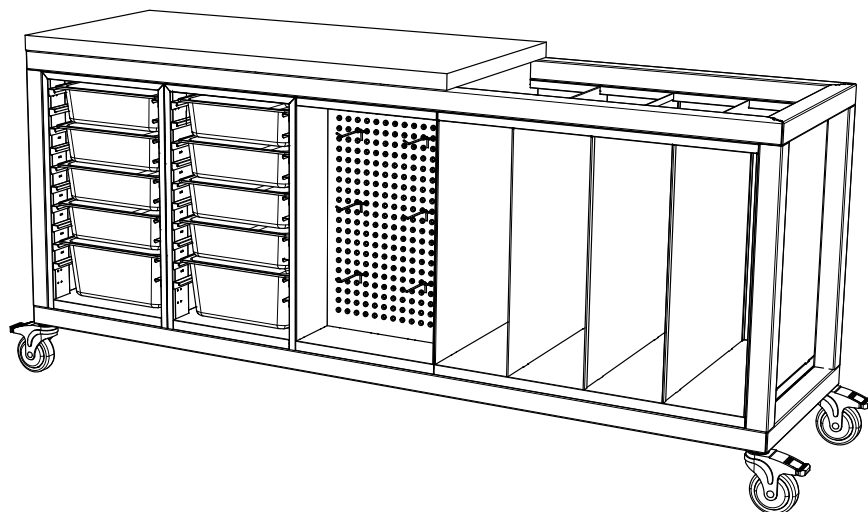
Single storage

Single storage with doors

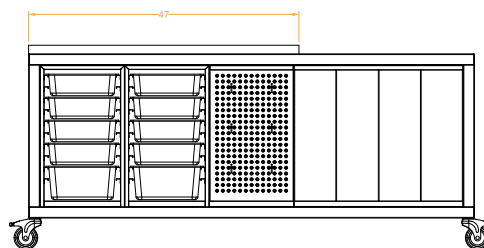
Bin storage

Peg board

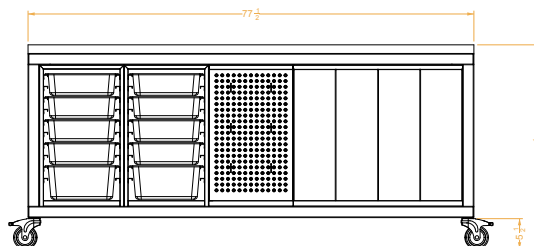
\*Refer to module specifications for more information



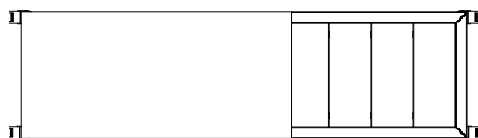
FRONT VIEW - PARTIAL TOP



FRONT VIEW - FULL TOP



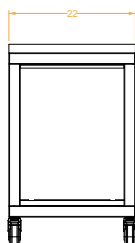
TOP VIEW - PARTIAL TOP



TOP VIEW - FULL TOP

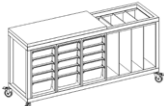

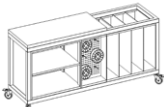


SIDE VIEW



# Explorer Series

## cargo cart configured

DESCRIPTION	ITEM #	D	W	H	PRICE	SHIP WT.	LEAD TIME*
Cargo Cart with 22d x 46w butcher block top, 3 bin storage modules, 1 large format storage module and locking casters.	CG1BBBL2.2246	22"	77.5"	35.5"	\$5060	373	S
							
Cargo Cart with 22d x 46w butcher block top, 1 double storage module with doors, 1 single storage module with door, 1 large format storage module and locking casters.	CG1D2DL2.2246	22"	77.5"	35.5"	\$4796	382	S
							
Cargo Cart with 22d x 46w butcher block top, 1 double storage module without doors, 1 peg board storage module, 1 large format module and locking casters.	CG1S2PL2.2246	22"	77.5"	35.5"	\$4182	342	*
							

to order

1. Item Number
  2. Paint Finish
- See paint finish options for frame below

example

CG1BBBL2.2246 - GA

ITEM NUMBER

PAINT FINISH

please separate each item with a dash

### storage modules platinum finish only

MODEL	DESCRIPTION
B = BINSM	Bin Storage Module- 14.7"W x 21.75"D x 24.5"H with bins Four - 4"H x 20.875"L x 12.74"W and One - 6"H x 20.875"L x 12.74"W
S = SGLSM	Single Storage Module - 14.7"W x 21.75"D x 24.5"H
D = SGLSMD	Single Storage Module w/ locking doors - 14.7"W x 21.75"D x 24.5"H
P = PEGSM	Peg Board Module - 14.7"W x 21.75"D x 24.5"H
T = TOOLSM	Tool Storage Module - 14.7"W x 21.75"D x 24.5"H
S2 = DBLSM (uses 2 positions)	Double Storage Module without doors 29.4"W x 21.75"D x 24.5"H
D2 = DBLSMD (uses 2 positions)	Double Storage Module w/ locking doors - 29.4"W x 21.75"D x 24.5"H
L2 = LGFTSM (uses 2 positions)	Large Format Storage Module - 29.4"W x 21.75"D x 24.5"H Large Format Storage Module can only be used with CG2 partial top model.

### paint finish options for frame

MODEL	DESCRIPTION
GA	Green Apple
EN	Navy
P2	Textured Platinum

### to order additional bins

MODEL	DESCRIPTION	PRICE
BINPK46	Clear Tote Bin Pack - Four - 4"H x 20.875"L x 12.74"W and One - 6"H x 20.875"L x 12.74"W	\$192
BINPK4	Clear Tote Bin - 4"H x 20.875"L x 12.74"W Pack of 6	\$200
BINPK6	Clear Tote Bin - 6"H x 20.875"L x 12.74"W Pack of 6	\$200

BINSM



SGLSM



SGLSMD



PEDSM



TOOLSM



DBLSM



DBLSMD



LGFTSM



Note: Cargo carts ship KD: Storage modules are shipped assembled except doors need to be attached onsite when applicable.

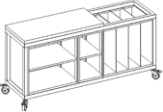
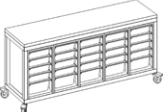
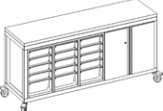
Freight Class 150 Origin zip 49548

[Return to Table of Contents](#)

S = Standard Lead Time 4-6 weeks

# Explorer Series

## cargo cart configured

DESCRIPTION	ITEM #	D	W	H	PRICE	SHIP WT.	LEAD TIME*
Cargo Cart with 22d x 46w butcher block top, 1 double storage module without doors, 1 single storage unit without door, 1 large format storage module and locking casters.	CG1S2SL2.2246	22"	77.5"	35.5"	\$4112	350	*
							
Cargo Cart with 22d x 77w butcher block top, 5 bin storage modules and locking casters.	CG2BBBBN.2277	22"	77.5"	35.5"	\$5844	415	*
							
Cargo Cart with 22d x 77w butcher block top, 3 bin storage modules, 1 double storage module with doors and locking casters.	CG2BBBD2.2277	22"	77.5"	35.5"	\$5586	412	*
							

to order

1. Item Number
  2. Paint Finish
- See paint finish options for frame below

example

CG1BBBL2.2246 - GA

ITEM NUMBER

PAINT FINISH

please separate each item with a dash

### storage modules platinum finish only

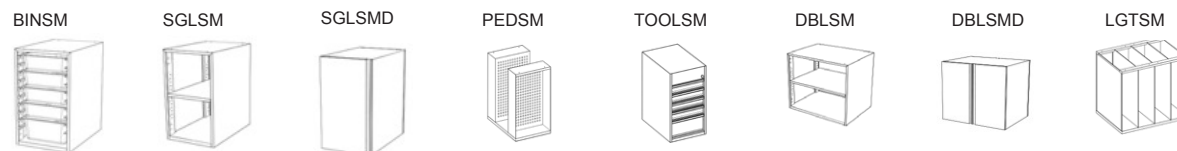
MODEL	DESCRIPTION
B = BINSM	Bin Storage Module- 14.7"W x 21.75"D x 24.5"H with bins Four - 4"H x 20.875"L x 12.74"W and One - 6"H x 20.875"L x 12.74"W
S = SGLSM	Single Storage Module - 14.7"W x 21.75"D x 24.5"H
D = SGLSMD	Single Storage Module w/ locking doors - 14.7"W x 21.75"D x 24.5"H
P = PEGSM	Peg Board Module - 14.7"W x 21.75"D x 24.5"H
T = TOOLSM	Tool Storage Module - 14.7"W x 21.75"D x 24.5"H
S2 = DBLSM (uses 2 positions)	Double Storage Module without doors - 29.4"W x 21.75"D x 24.5"H
D2 = DBLSMD (uses 2 positions)	Double Storage Module w/ locking doors - 29.4"W x 21.75"D x 24.5"H
L2 = LGFTSM (uses 2 positions)	Large Format Storage Module - 29.4"W x 21.75"D x 24.5"H Large Format Storage Module can only be used with CG2 partial top model.

### paint finish options for frame

MODEL	DESCRIPTION
GA	Green Apple
EN	Navy
P2	Textured Platinum

### to order additional bins

MODEL	DESCRIPTION	PRICE
BINPK46	Clear Tote Bin Pack - Four - 4"H x 20.875"L x 12.74"W and One - 6"H x 20.875"L x 12.74"W	\$192
BINPK4	Clear Tote Bin - 4"H x 20.875"L x 12.74"W Pack of 6	\$200
BINPK6	Clear Tote Bin - 6"H x 20.875"L x 12.74"W Pack of 6	\$200



Note: Cargo carts ship KD: Storage modules are shipped assembled except doors need to be attached onsite when applicable.

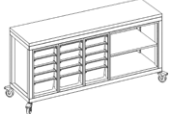
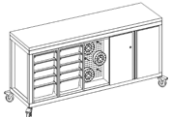
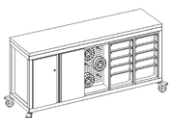
Freight Class 150 Origin zip 49548

\* S - Standard Lead Time 4-6 weeks

[Return to Table of Contents](#)

# Explorer Series

## cargo cart configured

DESCRIPTION	ITEM #	D	W	H	PRICE	SHIP WT.	LEAD TIME*
Cargo Cart with 22d x 77w butcher block top, 3 bin storage modules, 1 double storage module without doors and locking casters.	CG2BBBS2.2277	22"	77.5"	35.5"	\$5120	391	*
							
Cargo Cart with 22d x 77w butcher block top, 2 bin storage modules, 1 peg board storage module, 1 double storage module with doors and locking casters.	CG2BBPD2.2277	22"	77.5"	35.5"	\$5432	406	*
							
Cargo Cart with 22d x 77w butcher block top, 1 double storage module with doors, 1 peg board storage module, 2 bin storage modules and locking casters.	CG2D2PBB.2277	22"	77.5"	35.5"	\$5432	406	*
							

to order

1. Item Number
  2. Paint Finish
- See paint finish options for frame below

example

CG2BBBL2.2246 - GA

ITEM NUMBER

PAINT FINISH

please separate each item with a dash

### storage modules platinum finish only

MODEL	DESCRIPTION
B = BINSM	Bin Storage Module- 14.7"W x 21.75"D x 24.5"H with bins Four - 4"H x 20.875"L x 12.74"W and One - 6"H x 20.875"L x 12.74"W
S = SGLSM	Single Storage Module - 14.7"W x 21.75"D x 24.5"H
D = SGLSMD	Single Storage Module w/ locking doors - 14.7"W x 21.75"D x 24.5"H
P = PEGSM	Peg Board Module - 14.7"W x 21.75"D x 24.5"H
T = TOOLSM	Tool Storage Module - 14.7"W x 21.75"D x 24.5"H
S2 = DBLSM (uses 2 positions)	Double Storage Module without doors - 29.4"W x 21.75"D x 24.5"H
D2 = DBLSMD (uses 2 positions)	Double Storage Module w/ locking doors - 29.4"W x 21.75"D x 24.5"H
L2 = LGFTSM (uses 2 positions)	Large Format Storage Module - 29.4"W x 21.75"D x 24.5"H Large Format Storage Module can only be used with CG2 partial top model.

### paint finish options for frame

MODEL	DESCRIPTION
GA	Green Apple
EN	Navy
P2	Textured Platinum

### to order additional bins

MODEL	DESCRIPTION	PRICE
BINPK46	Clear Tote Bin Pack - Four - 4"H x 20.875"L x 12.74"W and One - 6"H x 20.875"L x 12.74"W	\$192
BINPK4	Clear Tote Bin - 4"H x 20.875"L x 12.74"W Pack of 6	\$200
BINPK6	Clear Tote Bin - 6"H x 20.875"L x 12.74"W Pack of 6	\$200

BINSM



SGLSM



SGLSMD



PEDSM



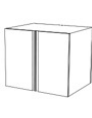
TOOLSM



DBLSM



DBLSMD



LGFTSM



Note: Cargo carts ship KD: Storage modules are shipped assembled except doors need to be attached onsite when applicable.

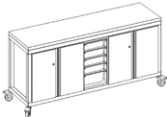
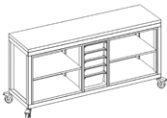
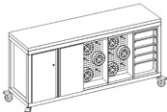
Freight Class 150 Origin zip 49548

[Return to Table of Contents](#)

S = Standard Lead Time 4-6 weeks

# Explorer Series

## cargo cart configured

DESCRIPTION	ITEM #	D	W	H	PRICE	SHIP WT.	LEAD TIME*
Cargo Cart with 22d x 77w butcher block top, 1 double storage module with doors, 1 bin storage module, 1 double storage module with doors and locking casters.	CG2D2BD2.2277	22"	77.5"	35.5"	\$5328	409	*
							
Cargo Cart with 22d x 77w butcher block top, 1 double storage module without doors, 1 bin storage module, 1 double storage module without doors and locking casters.	CG2S2BS2.2277	22"	77.5"	35.5"	\$4396	367	*
							
Cargo Cart with 22d x 77w butcher block top, 1 double storage module with doors, 2 peg board storage module, 1 bin storage module and locking casters.	CG2D2PPB.2277	22"	77.5"	35.5"	\$5278	400	*
							

to order	1. Item Number	example <b>CG2BBBL2.2246</b> - <b>GA</b>	
	2. Paint Finish	ITEM NUMBER	PAINT FINISH
	See paint finish options for frame below	please separate each item with a dash	

### storage modules platinum finish only




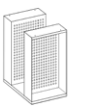


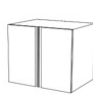

MODEL	DESCRIPTION
B = BINSM	Bin Storage Module- 14.7"W x 21.75"D x 24.5"H with bins Four - 4"H x 20.875"L x 12.74"W and One - 6"H x 20.875"L x 12.74"W
S = SGLSM	Single Storage Module - 14.7"W x 21.75"D x 24.5"H
D = SGLSMD	Single Storage Module w/ locking doors - 14.7"W x 21.75"D x 24.5"H
P = PEGSM	Peg Board Module - 14.7"W x 21.75"D x 24.5"H
T = TOOLSM	Tool Storage Module - 14.7"W x 21.75"D x 24.5"H
S2 = DBLSM (uses 2 positions)	Double Storage Module without doors - 29.4"W x 21.75"D x 24.5"H
D2 = DBLSMD (uses 2 positions)	Double Storage Module w/ locking doors - 29.4"W x 21.75"D x 24.5"H
L2 = LGFTSM (uses 2 positions)	Large Format Storage Module - 29.4"W x 21.75"D x 24.5"H Large Format Storage Module can only be used with CG2 partial top model.

### paint finish options for frame

MODEL	DESCRIPTION
GA	Green Apple
EN	Navy
P2	Textured Platinum

### to order additional bins

MODEL	DESCRIPTION	PRICE
BINPK46	Clear Tote Bin Pack - Four - 4"H x 20.875"L x 12.74"W and One - 6"H x 20.875"L x 12.74"W	\$192
BINPK4	Clear Tote Bin - 4"H x 20.875"L x 12.74"W Pack of 6	\$200
BINPK6	Clear Tote Bin - 6"H x 20.875"L x 12.74"W Pack of 6	\$200

BINSM	SGLSM	SGLSMD	PEDSM	TOOLSM	DBLSM	DBLSMD	LGFTSM
							

Note: Cargo carts ship KD: Storage modules are shipped assembled except doors need to be attached onsite when applicable.

Freight Class 150 Origin zip 49548

\* S - Standard Lead Time 4-6 weeks

[Return to Table of Contents](#)

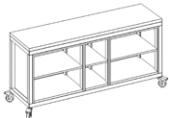
# Explorer Series

## cargo cart configured

DESCRIPTION	ITEM #	D	W	H	PRICE	SHIP WT.	LEAD TIME*
Cargo Cart with 22d x 77w butcher block top, 1 double storage module with door, 1 single storage module with doors, 1 double storage module with doors and locking casters.	CG2D2DD2.2277	22"	77.5"	35.5"	\$5324	421	*



Cargo Cart with 22d x 77w butcher block top, 1 double storage module without doors, 1 single storage module without doors, 1 double storage module without doors and locking casters.	CG2S2SS2.2277	22"	77.5"	35.5"	\$4172	368	*
---	---------------	-----	-------	-------	--------	-----	---



to order

1. Item Number
  2. Paint Finish
- See paint finish options for frame below

example

CG2BBBL2.2246 - GA

ITEM NUMBER PAINT FINISH

please separate each item with a dash

### storage modules platinum finish only

MODEL	DESCRIPTION
B = BINSM	Bin Storage Module- 14.7"W x 21.75"D x 24.5"H with bins Four - 4"H x 20.875"L x 12.74"W and One - 6"H x 20.875"L x 12.74"W
S = SGLSM	Single Storage Module - 14.7"W x 21.75"D x 24.5"H
D = SGLSMD	Single Storage Module w/ locking doors - 14.7"W x 21.75"D x 24.5"H
P = PEGSM	Peg Board Module - 14.7"W x 21.75"D x 24.5"H
T = TOOLSM	Tool Storage Module - 14.7"W x 21.75"D x 24.5"H
S2 = DBLSM (uses 2 positions)	Double Storage Module without doors - 29.4"W x 21.75"D x 24.5"H
D2 = DBLSMD (uses 2 positions)	Double Storage Module w/ locking doors - 29.4"W x 21.75"D x 24.5"H
L2 = LGFTSM (uses 2 positions)	Large Format Storage Module - 29.4"W x 21.75"D x 24.5"H Large Format Storage Module can only be used with CG2 partial top model.

### paint finish options for frame

MODEL	DESCRIPTION
GA	Green Apple
EN	Navy
P2	Textured Platinum

### to order additional bins

MODEL	DESCRIPTION	PRICE
BINPK46	Clear Tote Bin Pack - Four - 4"H x 20.875"L x 12.74"W and One - 6"H x 20.875"L x 12.74"W	\$192
BINPK4	Clear Tote Bin - 4"H x 20.875"L x 12.74"W Pack of 6	\$200
BINPK6	Clear Tote Bin - 6"H x 20.875"L x 12.74"W Pack of 6	\$200

BINSM



SGLSM



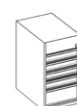
SGLSMD



PEDSM



TOOLSM



DBLSM



DBLSMD



LGFTSM



Note: Cargo carts ship KD: Storage modules are shipped assembled except doors need to be attached onsite when applicable.


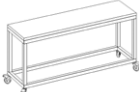
Freight Class 150 Origin zip 49548

[Return to Table of Contents](#)

S = Standard Lead Time 4-6 weeks

# Explorer Series

## cargo cart build your own

DESCRIPTION	ITEM #	D	W	H	PRICE	SHIP WT.	LEAD TIME*
Cargo Cart with 22d x 46w butcher block top and locking casters. Add up to 5 storage modules, sold separately.	CG1xxxxx.2246	22"	77.5"	35.5"	\$2390	190	S
							
Cargo Cart with 22d x 77w butcher block top and locking casters. Add up to 5 storage modules (L2 large format storage model not an option for this unit), sold separately.	CG2xxxxx.2277	22"	77.5"	35.5"	\$2494	230	S
							

**How to Build Your Own item number**

replace "x" with storage module item number listed below.  
Leave "x" for empty modules (positions are laid out left to right)

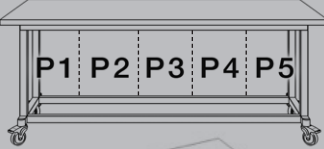
**CG1 or CG2**

- Position 1
- Position 2
- Position 3
- Position 4
- Position 5

**example** (bin storage module, single storage module without door, peg board module, double storage module with locking doors)

B	S	P	D	2
P1	P2	P3	P4	P5

Configurations: Five 14.7"W Modules  
Two 29.4"W Modules + One 14.7"W Module  
One 29.4"W Module + Three 14.7"W Modules  
29.4"W Modules use 2 positions



**1. Item Number**  
**2. Paint Finish**  
*See paint finish options for frame below*

**example** **CG1BSPD2.2277 - GA**

ITEM NUMBER	PAIN T FINISH
-------------	---------------

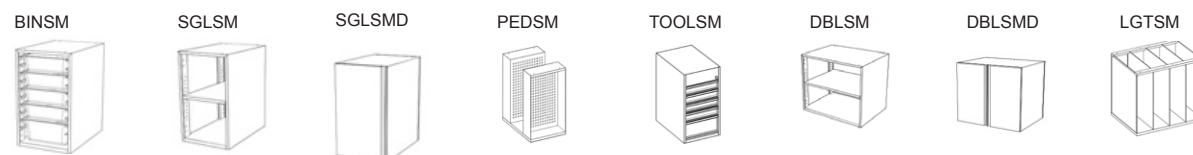
*please separate each item with a dash*

### storage modules platinum finish only

MODEL	DESCRIPTION	PRICE	SHW WT
B = BINSM	Bin Storage Module- 14.7"W x 21.75"D x 24.5"H with clear tote bin pack	\$670	37
S = SGLSM	Single Storage Module without door- 14.7"W x 21.75"D x 24.5"H	\$448	38
D = SGLSMD	Single Storage Module w/ locking door - 14.7"W x 21.75"D x 24.5"H	\$666	49
P = PEGSM	Peg Board Module - 14.7"W x 21.75"D x 24.5"H (Doesn't include pegs or spools)	\$516	31
T = TOOLSM	Tool Storage Module - 14.7"W x 21.75"D x 24.5"H	\$812	
S2 = DBLSM (uses 2 positions)	Double Storage Module without doors - 29.4"W x 21.75"D x 24.5"H	\$616	50
D2 = DBLSMD (uses 2 positions)	Double Storage Module w/ locking doors - 29.4"W x 21.75"D x 24.5"H	\$1082	71
L2 = LGFTSM (uses 2 positions)	Large Format Storage Module - 29.4"W x 21.75"D x 24.5"H	\$660	72
	Large Format Storage Module can only be used with CG2 partial top model.		

### to order additional bins

MODEL	DESCRIPTION	PRICE
BINPK46	Clear Tote Bin Pack - Four - 4"H x 20.875"L x 12.74"W and One - 6"H x 20.875"L x 12.74"W	\$192
BINPK4	Clear Tote Bin - 4"H x 20.875"L x 12.74"W Pack of 6	\$200
BINPK6	Clear Tote Bin - 6"H x 20.875"L x 12.74"W Pack of 6	\$200



Note: Cargo carts ship KD: Storage modules are shipped assembled except doors need to be attached onsite when applicable.

Freight Class 150 Origin zip 49548

\* S – Standard Lead Time 4-6 weeks

[Return to Table of Contents](#)

# Explorer Series

## tall storage cart - specifications

### OVERALL DIMENSIONS

47x26.5x66

### BODY

#### Construction

18 Gauge Formed and Welded Steel

### MARKERBOARD

#### Dimensions

47Wx41.5H, Bottom 24.5 from floor

#### Surface

Non-Ghosting Powder Coat

### STORAGE

#### 4 Shelf Configuration (Fixed)

##### - Shelf Dimension

45Wx21.5Dx14H

#### 8 Shelf Configuration (Optional)

##### - Shelf Dimension

45Wx21.5Dx6.5H

##### - Fits 24, 6in bins

3 bins per shelf

8 shelves

#### 6in Bin

##### - Dimensions

20.875x12.75x6

##### - 20.6 qt

##### - Clear

##### - Polycarbonate

##### - Dishwasher Safe

##### - Freezer Safe

### CASTERS

#### 4 - 3" Locking Directional Total Lock

##### - High Strength Steel

##### - TPU Tread, Non-Marking

##### - Corrosion Resistant

##### - 250lb load rating (per caster)

### SPECIFICATIONS

#### Max Load

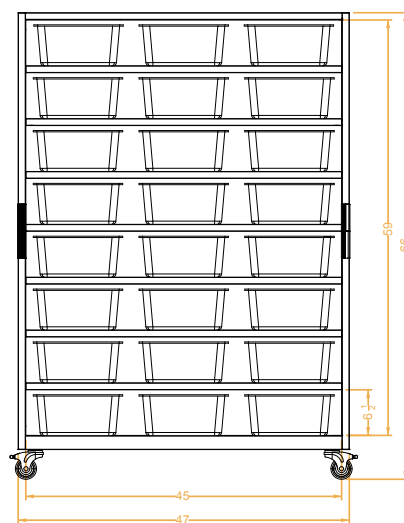
TBD

#### Paint

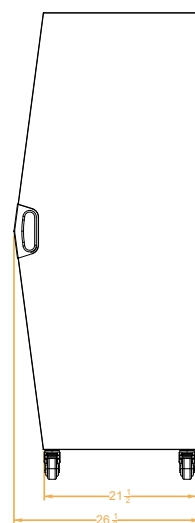
Textured Powder coat



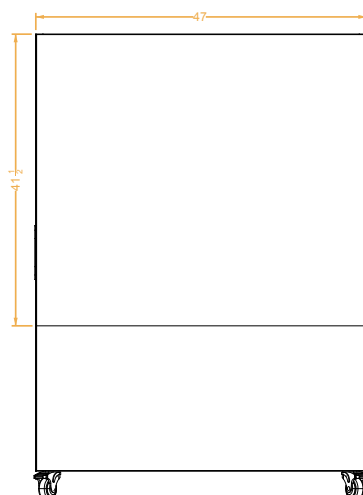
FRONT VIEW




SIDE VIEW



BACK VIEW



TOP VIEW



# Explorer Series

## cubby storage cart - specifications

### OVERALL DIMENSIONS

47x26.5x38

### BODY

#### Construction

18 Gauge Formed and Welded Steel

### MARKERBOARD

#### Dimensions

47Wx34H, Bottom 4IN from floor

#### Surface

Non-Ghosting Powder Coat

### STORAGE

#### 2 Shelf Configuration (Fixed)

Shelf Dimension: 45Wx21.5Dx15H

#### 4 Shelf Configuration (Optional)

Shelf Dimension: 45Wx21.5Dx17H

- Fits 12, 6in bins

- 3 bins per shelf

- 4 shelves

#### 6in Bin

Dimensions: 20.875x12.75x6

- 20.6 qt

- Clear

- Polycarbonate

- Dishwasher Safe

- Freezer Safe

### CASTERS

#### 4 - 3" Locking Directional Total Lock

- High Strength Steel

- TPU Tread, Non-Marking

- Corrosion Resistant

- 250lb load rating (per caster)

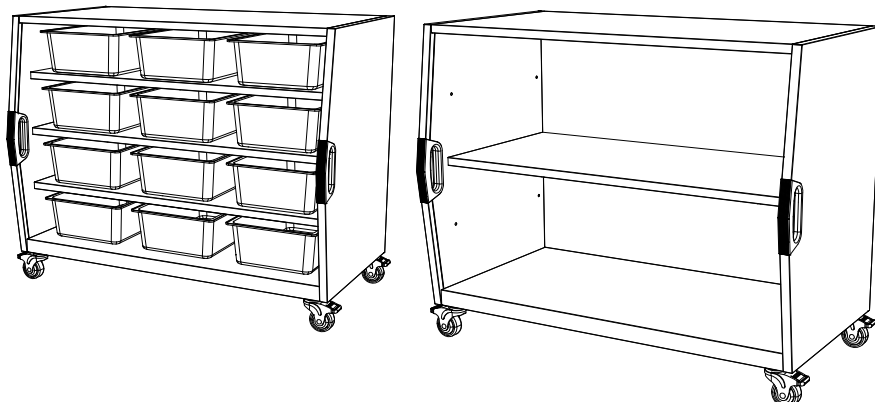
### SPECIFICATIONS

#### Max Load

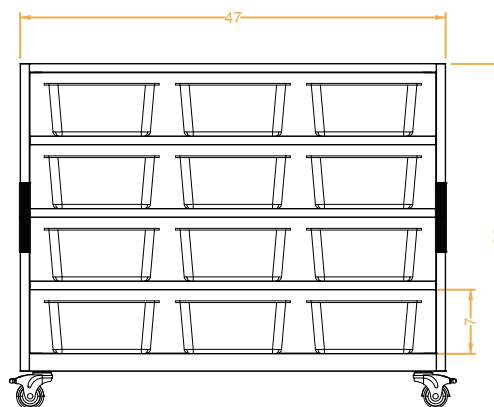
TBD

#### Paint

Textured Powder coat




FRONT VIEW



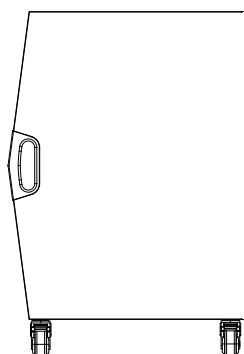
TOP VIEW



BACK VIEW



SIDE VIEW



# Explorer Series

## pack cart - specification

### OVERALL DIMENSIONS

52x26.5x66

### BODY

Construction

18 Gauge Formed and Welded Steel

### MARKERBOARD

Dimensions

52Wx41.5H, Bottom 24.5 from floor

Surface

Non-Ghosting Powder Coat

### STORAGE

Inside Dimension

45x21.5x59

### HOOKS

Dimensions

- Lower Hook: 30H

- Upper Hook: 65.5H

### Construction

- Welded Steel Construction

- 2 - 6 Hook independent swiveling units

- Max Load per hook: TBD

- 360 degree swivel

- Powder coated

### CASTERS

4 - 3" Locking Directional Total Lock

- High Strength Steel

- TPU Tread, Non-Marking

- Corrosion Resistant

- 250lb load rating (per caster)

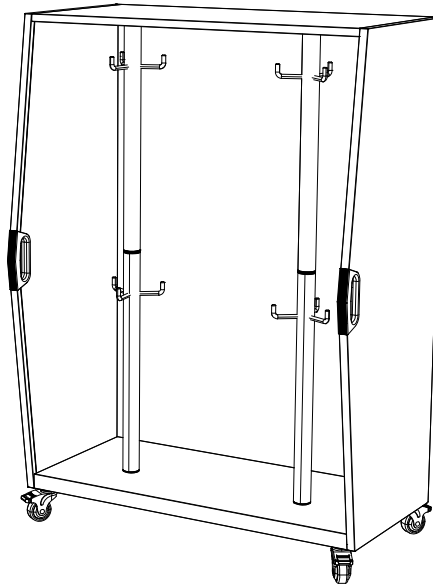
### SPECIFICATIONS

Max Load

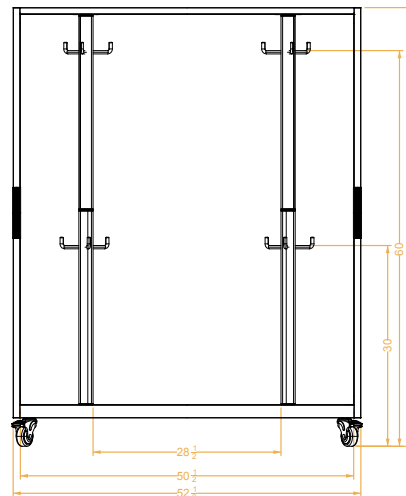
- TBD

Paint


- Textured Powder coat



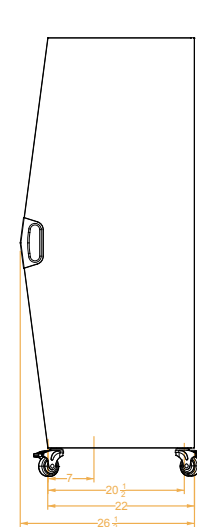
FRONT VIEW




BACK VIEW



SIDE VIEW








TOP VIEW



# Explorer Series

## storage carts

DESCRIPTION	ITEM #	D	W	H	PRICE	SHIP WT.	LEAD TIME*
Cubby Storage Cart w/ 2 shelves, magnetic white board backing & locking casters.	CUB01	26.5"	47"	38"	\$1778	193	S
							
Cubby Storage Cart w/ 1 fixed and 2 adjustable shelves, 12 - 6" bins, magnetic white board backing & locking casters	CUB02	26.5"	47"	38"	\$2330	193	S
							
Tall Storage Cart w/ 1 fixed and 2 adjustable shelves, magnetic white board backing & locking casters	TSTOR01	26.5"	47"	66"	\$2598	264	S
							
Tall Storage Cart w/ 1 fixed and 6 adjustable shelves, 24 - 6" bins magnetic white board backing & locking casters	TSTOR02	26.5"	47"	66"	\$3350	326	S
							
Pack Storage Cart w/ 2 rotating columns w/ 12 hooks, magnetic white board backing & locking casters	PACKCART	26.5"	52"	66"	\$2598	283	S
							

to order

1. Item Number
  2. Paint Finish
- See paint finish options for frame below

example

CUB01 - P2 (TEXTURED PLATINUM ONLY)

ITEM NUMBER

PAINT FINISH

please separate each item with a dash

### to order additional bins

MODEL	DESCRIPTION	PRICE
BINPK6	Clear Tote Bin - 6"H x 20.875"L x 12.74"W Pack of 6	\$200

Ships fully assembled including casters

Freight Class 175 Origin zip 49548


\* S – Standard Lead Time 4-6 weeks

# Explorer Series

## introduction - think nook



THINK NOOK



MARKER BOARD BACK

### General

Academic success goes hand in hand with social and emotional learning. As such, the emerging design criteria for today's collaborative classroom should contain a multitude of tools designed to help teachers build their students strengths, enhance their learning styles and support healthy transitions between group work and individualized learning. The Explorer Series Think Nook is the perfect solution for students who need quiet time to think, read or simply recharge.

# Explorer Series

## think nook - specifications

### OVERALL DIMENSIONS

47x26.5x66

### BODY

Construction

18 Gauge Formed and Welded Steel

### MARKERBOARD

Dimensions

47Wx41.5H, Bottom 24.5 from floor

Surface

Non-Ghosting Powder Coat

### POWER (OPTIONAL)

MiniTap

- Manufacturer : Byrne

- 1 110v Power, 2 US Rating

13 amps, 125 volts

Cord Length

8ft

### SEAT

Inside Seat Dimension

44.5x20x49

### PAD

- Seat

1in 2880 Polyurethane Foam

- Back

.25in 2880 Polyurethane Foam

- Headboard

.25in 2880 Polyurethane Foam

### MAX LOAD

TBD

### FABRIC

COM Yardage Requirements

- Seat: 1.75 Linear Yards

- Back: 1.6 Linear Yards

- Headboard: 1.75 Linear Yards

### STORAGE

Inside dimensions

- Outer cubby

15.5Wx7Hx20D

- Center Cubby

12Wx7Hx20D

### CASTERS

4 - 3" Locking Directional Total Lock

- High Strength Steel

- TPU Tread, Non-Marking

- Corrosion Resistant

- 250lb load rating (per caster)

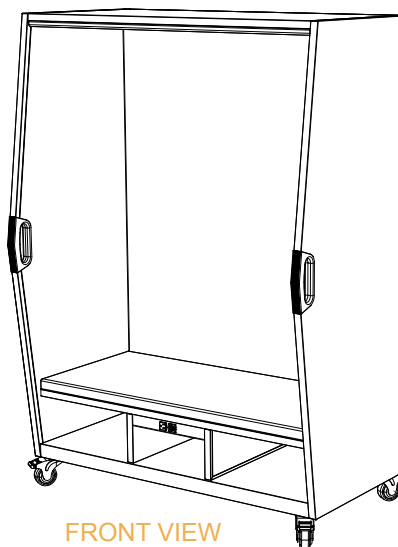
### SPECIFICATIONS

Max Load

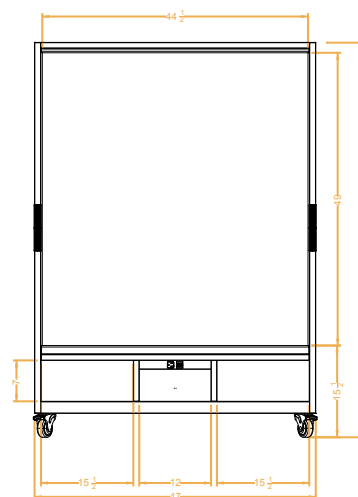
TBD

Paint

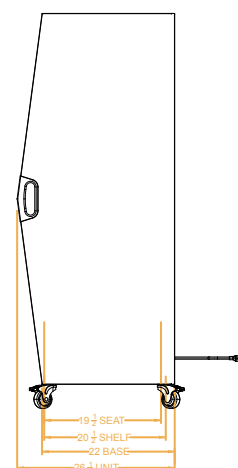
Textured Powder coat



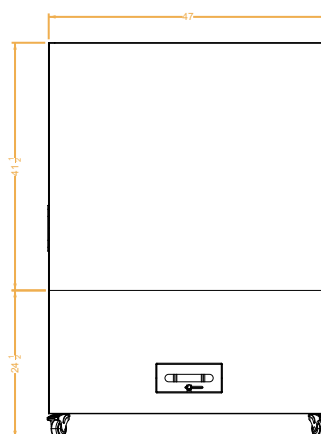
FRONT VIEW



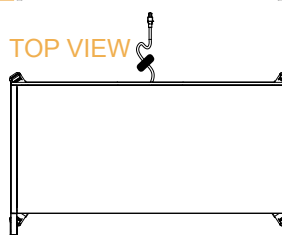
SIDE VIEW



BACK VIEW



TOP VIEW



# Explorer Series

## think nook - fabric planner

For Purchase Order Number:

Project Name:

Headboard: 1 Linear Yard

Fabric Manufacturer:

Fabric Pattern:

Fabric Color:

Back: 2 Linear Yards

Fabric Manufacturer:

Fabric Pattern:

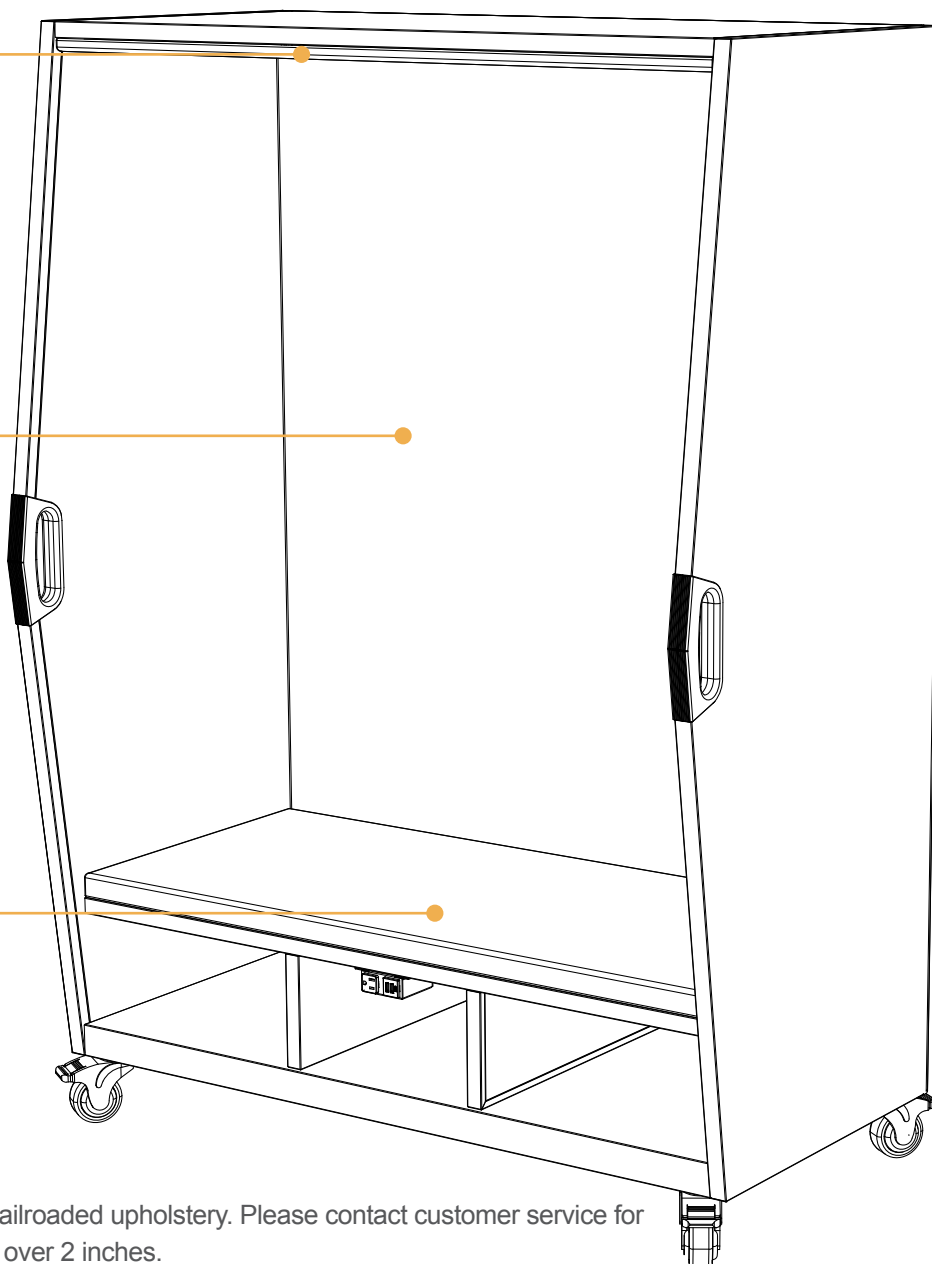
Fabric Color:

Seat: 1 Linear Yard

Fabric Manufacturer:

Fabric Pattern:

Fabric Color:



Yardage requirements are for non-railroaded upholstery. Please contact customer service for railroading requirements or repeats over 2 inches.

This form must accompany your order. Send completed form to [sales@haskelloffice.com](mailto:sales@haskelloffice.com)

The lead-time of your order is directly related to when the COM fabric is received.

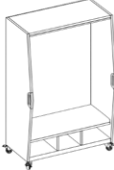

Please ship COM to: Haskell, 3770 Hagen Dr., Wyoming, MI 49548

**Clearly label all materials with the dealer name, project name, and purchase order number.**

[Download the COM Fabric Planner for Think Nook.](#)

# Explorer Series

## think nook

DESCRIPTION	ITEM #	NOTE	D	W	H	COM PRICE	SHIP WT.	LEAD TIME*
Nook w/ upholstered seat, back & ceiling, cubby storage, magnetic white board backing & locking casters	THKNK01	Go to <a href="http://www.haskell.com">www.haskell.com</a> to download COM form COM form must accompany your order	26.5"	47"	66"	\$3630	309	*
								
Nook w/ upholstered seat, back & ceiling, cubby storage, power unit, magnetic white board backing & locking casters	THKNK01E	Go to <a href="http://www.haskell.com">www.haskell.com</a> to download COM form COM form must accompany your order	26.5"	47"	66"	\$4078	309	*
								

to order	1. Item Number	example		THNKNK01E	-	P2	-	OR	COM	
	2. Paint Finish			ITEM NUMBER		PAINT FINISH		FABRIC CODE	COM	
	3. Fabric Code or COM					Textured Platinum (only option)			Customer Supplying Material	
	please separate each item with a dash									
	Go to <a href="http://www.haskell.com">www.haskell.com</a> to download COM form. COM form must accompany your order.									

**Note: COM Requirements:** Headboard 1 linear yard; back 2 linear yards; seat 1 linear yard. Yardage requirements are for non-railroaded upholstery. Please contact customer service for railroading requirements or repeats over 2 inches.

Ships fully assembled including casters

Freight Class 175 Origin zip 49548

\* Instock fabric - S – Standard Lead Time 4-6 weeks / COM fabric - 4-6 weeks upon receipt of customer's material

# Fuzion Series

## introduction



### General

Haskell's unique sit to stand student desk is the right choice for today's active learning classroom. Our 20 year warranty on the height adjustable column insures years of uninterrupted use in the classroom promoting a healthier learning environment while fostering greater student engagement.

Whether sitting in a chair or standing, nothing gets in your way for maximum comfort. The FuZion has two east/west bars and north/south bars for strength and stability.

While many sit to stand desks bounce and are springy (causing the product to wear down after just a few years), our Hydraulic SureLock Construction prevents bounce and slippage of the height adjust.

The addition of an easy grip handle for raising and lowering the sit to stand desk makes height adjustment simple and fast.

The FuZion Sit to Stand Desk offers a large laptop storage area under the work surface.

A multi-purpose storage area on the top of the desk helps you maximize your work area and securely hold your tablet for viewing videos or reading.

The water bottle holder helps keep your classroom organized and minimize spills on the floor and on technology while not sacrificing work space.

# Fuzion Series

## sit to stand

DESCRIPTION	ITEM #	D	W	H	3MM EDGE	SHIP WT.	LEAD TIME*
Fuzion Sit to Stand, 22x26, Formica fog (FF) laminate, fog (FG) edge, platinum paint finish Y base, grommet, locking casters	2FZPN7GQS.2226.PL.FF.FG.0	22"	26"	28 1/4" - 42"	\$760	40	QS
Sit to Stand, 22x26, standard Wilsonart laminate, platinum paint finish Y base, locking casters	2FZPN7.2226.PL	22"	26"	28 1/4" - 42"	\$728	40	S
Sit to Stand, 22x26, standard Wilsonart laminate, platinum paint finish Y base, grommet, locking casters	2FZPN7G.2226.PL	22"	26"	28 1/4" - 42"	\$780	40	S
Large Sit to Stand, 28x36, standard Wilsonart laminate, platinum paint finish base, locking casters. Can be used as an ADA desk.	FZPN8.2836.PL	28"	36"	28 1/4" - 42"	\$1034	62	S
Large Sit to Stand, 28x36, standard Wilsonart laminate, platinum paint finish base, grommet, locking casters. Can be used as an ADA desk.	FZPN8G.2836.PL	28"	36"	28 1/4" - 42"	\$1086	62	S

to order

1. Item Number
2. Laminate
3. Edge Finish
4. Options

example

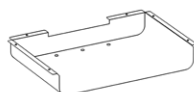
FZPN7G.2226-PL - GL - 63 - BKSHF

ITEM NUMBER LAMINATE EDGE FINISH OPTIONS  
PL Platinum Paint Finish (only option)

please separate each item with a dash

### options





MODEL	DESCRIPTION	PRICE
BKSHF	BOOK SHELF / LAPTOP HOLDER Only available in platinum	\$56



FZPNMOD.2226	MODESTY PANEL FOR 22X26 SIT TO STAND	\$94
--------------	--------------------------------------	------

# Fuzion Series

## teacher's lectern with storage

DESCRIPTION	ITEM #	D	W	H	3MM EDGE	SHIP WT.	LEAD TIME*
Teacher's Lectern, 22x26, hydraulic lift, locking storage cabinet, platinum Y base, locking casters 	2FZTL7.2226.PL	22"	26"	28 1/4" - 42"	\$1290	64	S
Teacher's Lectern, 22x26, hydraulic lift, grommet, locking storage cabinet, platinum Y base, locking casters 	2FZTL7G.2226.PL	22"	26"	28 1/4" - 42"	\$1342	64	S
Large Teacher's Lectern, 28x36, hydraulic lift, locking storage cabinet, platinum base, locking casters 	FZTL8.2836.PL	28"	36"	28 1/4" - 42"	\$1544	86	S
Large Teacher's Lectern, 28x36, hydraulic lift, grommet, locking storage cabinet, platinum base, locking casters 	FZTL8G.2836.PL	28"	36"	28 1/4" - 42"	\$1596	86	S

to order

1. Item Number

2. Paint Finish

3. Laminate

4. Edge Finish

example

FZTL.2226

ITEM NUMBER

PL Platinum Paint Finish (only option)

-

PL

PAINT FINISH

-

GL

LAMINATE

-

63






EDGE FINISH

please separate each item with a dash

options	
MODEL	DESCRIPTION
PL	Platinum
	Only available in platinum

# Fuzion Series

## teacher's desk

DESCRIPTION	ITEM #	D	W	H	3MM EDGE	SHIP WT.	LEAD TIME*
Fuzion Wave shape, right handed (podium connects on right convex side) static t-leg, 30x60, modesty panel, grommet, platinum paint and casters. Concave podium ordered separately. 	FZRWAVEC.3060.PL	30"	60"	29.5"	\$1270	94	S
Fuzion Wave shape, left handed (podium connects on left convex side) static t-leg, 30x60, modesty panel, grommet, platinum paint and casters Concave podium ordered separately. 	FZLWAVEC.3060.PL	30"	60"	29.5"	\$1270	94	S
Fuzion Wave concave podium, 31x36, sit to stand hydraulic lift, platinum paint finish Y base and casters 	2FZWVBP.2630.PL	31"	36"	28 1/4" - 42"	\$946	54	S
Fuzion mobile pedestal, tray/box/file, platinum paint 	FZTBFPED-PL	20.78"	14.75"	22.9"	\$570	48	S
Center drawer, 23" w, platinum paint 	CD27-PL	17 1/8"	23"	3"	\$296	5	S

to order




1. Item Number
2. Laminate
3. Edge Finish

example

**FZRWAVE.3060-PL** - **GL** - **63**  
ITEM NUMBER LAMINATE EDGE FINISH  
PL Platinum Paint Finish (only option)  
*please separate each item with a dash*

# Fuzion Series

## teacher's desk

DESCRIPTION		ITEM #	D	W	H	3MM EDGE	SHIP WT.	LEAD TIME*
Rectangular shape, static t-leg, modesty panel, grommet, platinum paint and casters		FZRECTC.2448.PL	24"	48"	29.5"	\$1,092	78	S
		FZRECTC.2460.PL	24"	60"	29.5"	\$1,124	86	S
		FZRECTC.3048.PL	30"	48"	29.5"	\$1118	86	S
		FZRECTC.3060.PL	30"	60"	29.5"	\$1162	94	S
D shape podium, sit to stand hydraulic lift, platinum paint finish Y base and casters		2FZDP24.PL	24"	30"/24"	28 1/4" - 42"	\$854	44	S
		2FZDP30.PL	30"	36"/30"	28 1/4" - 42"	\$926	60	S
Fuzion mobile pedestal, tray/box/file, platinum paint		FZTBFPED-PL	20.78"	14.75"	22.9"	\$570	48	S
Center drawer, 23" w, platinum paint		CD27-PL	17 1/8"	23"	3"	\$296	5	S

to order

1. Item Number

2. Laminate

3. Edge Finish

example

FZRECTC.2448-PL

ITEM NUMBER

PL Platinum Paint Finish (only option)

-

GL

LAMINATE

-




63

EDGE FINISH

please separate each item with a dash

# Fuzion Series

## teacher's desk

DESCRIPTION	ITEM #	D	W	H	3MM EDGE	SHIP WT.	LEAD TIME*
Kidney shape, static t-leg, 33X60, modesty panel, grommet, platinum paint and casters 	FZKIDC.3360-PL	33"	60"	29.5"	\$1644	98	S
3/4 moon shape podium, 27x30, sit to stand hydraulic lift, platinum paint finish Y base and casters 	FZMP.2730-PL	27"	30"	28 1/4" - 42"	\$812	40	S
Fuzion mobile pedestal, tray/box/file, platinum paint 	FZTBFPE-PL	20.78"	14.75"	22.9"	\$570	48	S
Center drawer, 23" w, platinum paint	CD27-PL	17 1/8"	23"	3"	\$296	5	S

to order

1. Item Number
2. Laminate
3. Edge Finish

example

**FZKIDC.3360-PL** - **GL** - **63**  
ITEM NUMBER LAMINATE EDGE FINISH  
PL Platinum Paint Finish (only option)  
*please separate each item with a dash*

# Marathon Series

## introduction



### General

All Marathon Desking Units are 30" H. All worksurfaces are laminate wood core tops at 1 3/16" thick and are available with a 3mm edge. All Marathon Desking Units come with center drawers and central locking systems.

### Assembly

All units ship without chrome legs attached. Legs can attach with no tools, but come with an added bracket that can be screwed to the bottom of the pedestal for additional support. Interior drawer accessories are field-installed only.

### Locks

Marathon Desking Units comes standard with a removable core lock for easy reconfiguration on site. Units can be keyed alike to other Haskell products upon request.

### Installation

Correct installation should include proper leveling.

### Application Considerations

When specifying the units for workstation configurations, note the following points:

\*18" D returns can be used for the 66" x 30" or wider single pedestal desks.

\*Overstorage Units can not be used on 36" D with overhangs. The 6" overhang is not suitable to support a loaded overstorage unit.

### COM

All COM yardage is based on a 54" wide fabric.

### Keying Information and Locking Options

All locks feature a removable core which is easily removed on site. All lock cores are interchangeable through all products as cores are universal.

Locks throughout an order or locks within a particular workstation can be keyed alike at no additional charge, if specified when ordering. Keyed Alike means that all locks are identical. To order, specify which products are to be keyed alike and order a "Removable Core Lock Kit" for each group of products to be keyed alike. The specified products will be shipped without lock cores. The cores for each workstation will be packaged separately. All Removable Core Lock Kits are shipped with a control key for removing or inserting lock cores. Note that a control key works only when a lock is in the unlocked position.

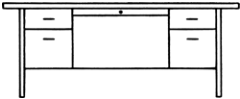
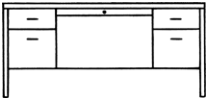
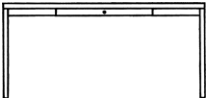
Master keys, which operate any removable core lock, are available for \$35 net each.

One control key is provided for each "key alike" order. If additional keys are needed, cost is \$35 net each.

Additional keys can be purchased for \$15 net per key.

# Marathon Series

## double pedestal desks

DESCRIPTION	ITEM #	D	W	H	3MM EDGE	SHIP WT.	LEAD TIME*
Double Pedestal Desk 6" overhang on side/approach, center drawer w/ central locking system	MDC6036C	36"	60"	30"	\$2196	200	E
	MDC7236C	36"	72"	30"	\$2292	224	E
							
Double Pedestal Desk locks & center drawer w/ central locking system	MDC6030C	30"	60"	30"	\$2170	190	E
							
Table Desk locks & center drawer	MTD7236C	36"	72"	30"	\$2046	198	E
							

to order

1. Item Number
2. Pull Style
3. Paint Finish
4. Edge Finish
5. Leg Finish

example

**MDC6036C - FL - 5503 - 4072 - CH99**  
 ITEM NUMBER PULL STYLE PAINT FINISH EDGE FINISH LEG FINISH  
*please separate each item with a dash*

### drawer pull options

MODEL	DESCRIPTION
RS	Recessed



RS

### leg finish options

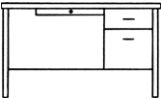
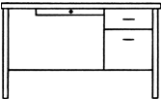
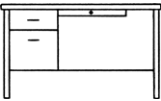
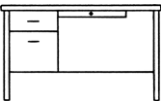
FINISH	DESCRIPTION	PRICE
CH99	Chrome	Standard
Paint Finish #	Painted	10% Upcharge

### drawer accessories

MODEL	DESCRIPTION	PRICE
HABDD	Box Drawer Divider	\$50

# Marathon Series

## single pedestal desks

DESCRIPTION	ITEM #	NOTE	D	W	H	3MM EDGE	SHIP WT.	LEAD TIME*
Single Pedestal Desk right b/f pedestal & center drawer w/ central locking system 	MRC4530C	Not applicable for use w/ returns	30"	45"	30"	\$1856	123	E
	MRC6030C	Not applicable for use w/ returns	30"	60"	30"	\$1944	149	E
Single Pedestal Desk right b/f pedestal & center drawer w/ central locking system 	MRC6030C	For use w/18" D return	30"	60"	30"	\$2012	171	E
	MRC7230C	For use w/18" D return	30"	72"	30"	\$2040	192	E
Single Pedestal Desk left b/f pedestal & center drawer w/ central locking system 	MLC4530C	Not applicable for use w/ returns	30"	45"	30"	\$1774	123	E
	MLC6030C	Not applicable for use w/ returns	30"	60"	30"	\$1876	149	E
Single Pedestal Desk left b/f pedestal & center drawer w/ central locking system 	MLC6030C	For use w/18" D return	30"	60"	30"	\$1978	171	E
	MLC7230C	For use w/ 18" D return	30"	72"	30"	\$2040	192	E

to order

1. Item Number

2. Pull Style

3. Paint Finish

4. Edge Finish

5. Leg Finish

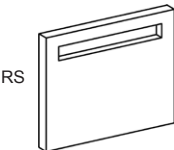
example

MRC4530C - FL - 5503 - 4072 - CH99

ITEM NUMBER PULL STYLE PAINT FINISH EDGE FINISH LEG FINISH

please separate each item with a dash

drawer pull options	
MODEL	DESCRIPTION
RS	Recessed

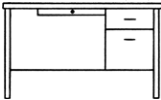
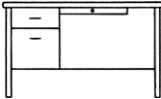


leg finish options		
FINISH	DESCRIPTION	PRICE
CH99	Chrome	Standard
Paint Finish #	Painted	10% Upcharge

\* S – Standard Lead Time 4-6 weeks | E – Extended Lead Time 10-12 weeks | Lead times subject to change without notice

# Marathon Series

## single pedestal desks w/ overhang

DESCRIPTION	ITEM #	NOTE	D	W	H	3MM EDGE	SHIP WT.	LEAD TIME*
Single Pedestal Desk right b/f pedestal, w/ 6" overhang on approach & center drawer w/ central locking system 	MRC6036C	Not applicable for use w/ returns	36"	60"	30"	\$1924	165	E
Single Pedestal Desk left b/f pedestal, w/ 6" overhang on approach & center drawer w/ central locking system 	MLC6036C	Not applicable for use w/ returns	36"	60"	30"	\$1924	165	E

to order

1. Item Number
2. Pull Style
3. Paint Finish
4. Edge Finish
5. Leg Finish


example

MRC6036C - FL - 5503 - 4072 - CH99  
ITEM NUMBER PULL STYLE PAINT FINISH EDGE FINISH LEG FINISH  
please separate each item with a dash

### drawer pull options

MODEL	DESCRIPTION
RS	Recessed

RS



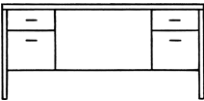


### leg finish options

FINISH	DESCRIPTION	PRICE
CH99	Chrome	Standard
Paint Finish #	Painted	10% Upcharge

# Marathon Series

## returns and credenzas

DESCRIPTION	ITEM #	NOTE	D	W	H	3MM EDGE	SHIP WT.	LEAD TIME*
	MER4218C	For use w/ 60" & 72" W	18"	42"	30"	\$1350	87	E
	MER6018C	For use w/ 60" & 72" W	18"	60"	30"	\$1372	107	E
	MEL4218C	For use w/ 60" & 72" W	18"	42"	30"	\$1350	87	E
	MEL6018C	For use w/ 60" & 72" W	18"	60"	30"	\$1090	76	E
	MCK6018		18"	60"	30"	\$2150	150	E

to order

1. Item Number

2. Pull Style

3. Paint Finish

4. Edge Finish

5. Leg Finish

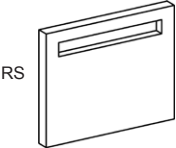
example

MER4218C - FL - 5503 - 4072 - CH99

ITEM NUMBER    PULL STYLE    PAINT FINISH    EDGE FINISH    LEG FINISH

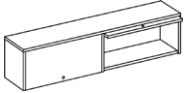
please separate each item with a dash

drawer pull options		leg finish options		
MODEL	DESCRIPTION	FINISH	DESCRIPTION	PRICE
RS	Recessed	CH99	Chrome	Standard
		Paint Finish #	Painted	10% Upcharge



# Marathon Series

## overstorage units and tackboards

DESCRIPTION	ITEM #	NOTE	COM	D	W	H	PRICE	SHIP WT.	LEAD TIME*
Wall Mounted Overstorage Cabinet 	WM30	Includes mounting hardware		14"	30"	15 ½"	\$734	56	E
	WM36	Includes mounting hardware		14"	36"	15 ½"	\$776	61	E
	WM42	Includes mounting hardware		14"	42"	15 ½"	\$816	66	E
	WM48	Includes mounting hardware		14"	48"	15 ½"	\$842	70	E
	WM60	Includes mounting hardware		14"	60"	15 ½"	\$1118	89	E
	WM66**	Includes mounting hardware		14"	66"	15 ½"	\$1510	96	E
	WM72**	Includes mounting hardware		14"	72"	15 ½"	\$1552	103	E
Wall Mounted Tackboards for overstorage cabinet	SFT3019	Includes mounting hardware	2 YD	1"	30"	22 ½"	\$526	28	E
	SFT3619	Includes mounting hardware	2 YD	1"	36"	22 ½"	\$536	38	E
	SFT4219	Includes mounting hardware	2 YD	1"	42"	22 ½"	\$546	42	E
	SFT4819	Includes mounting hardware	2 YD	1"	48"	22 ½"	\$556	48	E
	SFT6019	Includes mounting hardware	2 YD	1"	60"	22 ½"	\$608	68	E
	SFT6619	Includes mounting hardware	2 YD	1"	66"	22 ½"	\$620	74	E
	SFT7219	Includes mounting hardware	2.5 YD	1"	72"	22 ½"	\$640	80	E

to order

1. Item Number
2. Paint Finish
3. Fabric (for tackboards only)

example

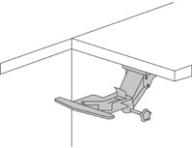
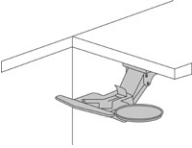
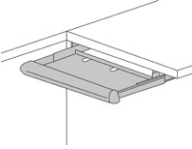
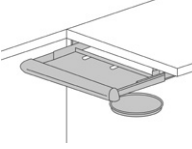
SOS4219TB - 5503 -  
 ITEM NUMBER PAINT FINISH FABRIC/COM  
 please separate each item with a dash

\*\*WM66 ships as (1) 30" w and (1) 36" w units

\*\*WM72 ships as (2) 36" w units

# Marathon Series

## desking accessories

DESCRIPTION	ITEM #	NOTE	PRICE	SHIP WT.	LEAD TIME*
Keyboard Arm 	KB1	Swivels 360 degrees, tils w/ 6" height adjustments Includes wrist rest	\$364	10	S
Keyboard Arm w/ mouse pad 	KB2	Swivels 360 degrees, tils w/ 6" height adjustments Includes wrist rest & mouse pad, for use on left or right	\$412	12	S
Keyboard Tray 	KD1	Steel platform w/ cushion palm rest Steel ball bearing slides	\$308	9	S
Keyboard Tray w/ mouse pad 	KD2	Steel platform w/ cushion palm rest Steel ball bearing slides & mouse pad for use on left or right	\$312	10	S
24" W Task Light	MTL24		\$198	5.5	S
48" W Task Light	MTL48		\$218	7	S

to order

1. Item Number

example

KB1

ITEM NUMBER

# Marathon Series

## introduction - seating



### General

Haskell's Marathon Series is proud to be U.S. Made in Grand Rapids, Michigan.

Our seating is designed with today's workplace in mind. Superior craftsmanship, outstanding comfort, and produced with the use of recycled materials for sustainability. Our chairs our constant but the people who use them come in all shapes and sizes, that's why our task seating comes with the following features:

- Quick ship available on all Marathon seating
- Fully height adjustable one touch pneumatic height adjustment
- Comfortable waterfall seat construction with contoured foam for all day use
- Adjustable lumbar support which allows the lumbar to hit just the right spot, with vertical and horizontal adjustment
- Adjustable seat depth to fit any size individual
- Marathon chairs have a weight capacity of 300 lbs.
- Durable easy-care fabrics that breath so your body breaths as well
- Marathon chairs swivel 360 degrees
- Durable scuff resistant 5 star base with dual hard wheel casters for strength and mobility
- Synchro Tilt Hardware with back lock and tension adjustable settings
- 24/7 Intensive use chair comes with 3.5" of high-density foam for comfort and durability Intensive use chair is produced for 24/7 use, is extra wide in seat width, has a 3.5" seat of high density foam for comfort and durability and has a weight capacity of 400 lbs., with upholstered seat and back with adjustable active lumbar support.
- Your choice of arms: Vertically adjustable arms with urethane arm pads for comfort and durability or Urethane Fixed Arms when adjustability is not needed
- Marathon Guest/Side chairs stack or next for easy storage
- Task chairs upholstered seats are produced with a molded foam seat with a waterfall edge

- When headrests are used, the headrest fabric will match the seat upholstery
- Task Stools has an adjustable foot ring for ultimate size flexibility
- Nesting Chair is produced with an upholstered seat and a strong flexible polypropylene back, powder coated frame
- All Marathon Series Seating meets ANSI/BIFMA X5.1

When you are making your seating choice you can sit assured that the Marathon Series will provide you with the features that will give you hours of productivity and comfort in the workplace. Comfort and strength is built into every chair. Our seats are over 18" wide and our high back, backs are over 24" high for lots of support. Our standard frame is black and our base is super strong, made of fiberglass reinforced Nylon. Mesh backs material is protected to prevent damage from hard surfaces/edges. Domestic polyurethane arm pads are available with soft long lasting material.

### Haskell Environmental Statement

Haskell has provided federal agencies, schools and the contract furniture markets, with furniture that is known for its extra long life cycle. Our furniture is constructed from steel, the most widely recycled material in North America. These products are a key value for Haskell in serving the community, including acting responsibly. In this vein, Haskell has demonstrated an exceptional commitment to Environmental improvement. Haskell has always taken the common sense approach in designing both quality and durability into its products.

- Marathon seating is Green and meets ANSI/BIFMAX7.1 VOC emissions
- All metal components are painted with powder coat
- Marathon seating is produced with over 20% recycled material



# Marathon Series

## introduction - seating

### **Steel**

Haskell's primary material is steel. Steel is the most recycled post-consumer material used in North America. More steel is recycled than all other metals, paper, glass and plastic combined. The use of recycled steel does not degrade any performance characteristics of steel.

### **Powder Coating**

Haskell's products are designed around the newest steel coating technology. All steel parts and products are coated with powder that is cured in an oven. This offers superior durability and performance while eliminating waste and pollutants. Powder coating is in the enviable position of completely eliminating ozone layer eroding VOC (Volatile Organic Compounds).

### **Adhesives**

In keeping with our powder coating that helps eliminate harmful VOC's. Haskell's Marathon seating incorporates the use of virtually VOC free adhesives when producing our seating product. We follow the stringent Ansi/Bifma M7.1 guidelines set for VOC adhesives. Every step in our process we are evaluating and using methods that eliminate our carbon footprint.

### **Packaging**







Delivery of an undamaged unit on-site is a positive alternative to manufacturing a replacement in terms of energy and materials. For the last three years Haskell has consistently reduced the cardboard content of it's packaging by more than half while decreasing shipping damage. Corrugated cardboard used by Haskell contain at least 25% recycled materials.

### **...And More**

Haskell's manufacturing process and facility is a 99% solvent-free environment and the company is as dedicated to the conservation of our natural resources as it is to the elimination of pollutants. All forklifts have been converted from gasoline to either natural gas or electric power, or have been replaced by electric scissor lifts and gravity fed roller tables.

# Marathon Series

## task chairs

DESCRIPTION	ITEM #	MESH BACK	UPHOLSTERED BACK	LEATHER	PRICE	LEAD TIME*
High Back Task Chair w/ Integrated Headrest (shown with mesh back and integrated headrest) 	SC333	✓	✓		\$1465	*
High Back Task Chair w/ Adjustable Headrest (shown with upholstered back and integrated headrest) 	SC355	✓	✓	✓	\$1508	*
Mid Back Task Chair (shown with upholstered back) 	SC210	✓	✓		\$1320	*
Mid Back Task Chair (shown with mesh back) 	SC220	✓	✓		\$1320	*
Mid Back Rotary Stool (shown with upholstered back) 	SC225	✓	✓		\$1536	*
24/7 Intensive Use (shown with upholstered back) 	SC247	✓	✓		\$2742	*
Ergonomic Task chair with Flexible back	SC400	✓	✓		\$2288	*

to order	1. Item Number 2. Back Style 3. Fabric Option 4. Arm Style (if applicable) 5. Additional Options (if applicable)					example	SC333 - UB - VN - ADO - BA				
	ITEM NUMBER		BACK STYLE		FABRIC OPTION		ARM STYLE		OPTIONS		
	please separate each item with a dash										
back style			arm style			additional options					
CODE	DESCRIPTION		CODE	DESCRIPTION		PRICE	CODE	DESCRIPTION		PRICE	
MB	Mesh Back		AD	Adjustable Arm		\$334	AZ	Fully Assembled		\$218	
UB	Upholstered Back		ADO	Fixed Arm		\$230	BA	Brushed Aluminum Base		\$208	
			AD4	4 way adjustable arm		\$334	BAF	Brushed Aluminum Frame		\$1248	
			AD6	Adjustable up/down,in/out,front/back,pivot LFT/RT		\$322	ST	Synchro Tilt		\$252	
			AD7	Adjustable polished aluminum arm		\$334	SS	Seat Slider		\$88	
			FA	Fixed Arms (black poly or brushed aluminum)		\$302	QS	Quick Ship		\$208	
			FP	Full Panel Arm		\$208	HWC	Hard Wheel Casters		\$130	
			UC	Upholstered Cap		\$84	SWC	Soft Wheel Casters		\$130	
							MPB	Plastic Base		\$146	
fabric options											
CODE	DESCRIPTION	PRICE									
VN	All Vinyl Grades	\$36									
UB3	Grade 2 Fabric	\$26									
UB3	Grade 3 Fabric	\$48									
LT	Leather	\$832									
HCF	Healthcare Fabric	\$166									

\* Please contact Customer Service for lead time.

# Marathon Series

## side chairs

DESCRIPTION	ITEM #	MESH BACK	POLYPROPYLENE BACK	UPHOLSTERED BACK	PRICE	LEAD TIME*
Guest Chair	SC100	✓	✓	✓	\$1014	*
Guest Chair with Casters	SC125	✓	✓	✓	\$1152	*
Guest Chair with Casters	SC150	✓	✓	✓	\$1152	*
Nesting Guest Chair with Casters	SC175	✓	✓	✓	\$1326	*

to order

1. Item Number  
2. Back Style  
3. Fabric Option

example

SC100 - UB - GR

ITEM NUMBER    BACK STYLE    FABRIC OPTION

please separate each item with a dash

back style		fabric options											
CODE	DESCRIPTION	GRADE 1		GRADE 2		GRADE 3		VINYL		LEATHER		MESH BACK	
MB	Mesh Back	CODE	DESCRIPTION	CODE	DESCRIPTION	CODE	DESCRIPTION	CODE	DESCRIPTION	CODE	DESCRIPTION	CODE	DESCRIPTION
PB	Polypropylene Back	AW	Alpine White	EB	Ebony	SK	Sky	AL	Ale	CV	Caviar	BK	Black
UB	Upholstered Back	BO	Black Onyx	EC	Eclipse	LN	Lunar	BN	Black Satin	BL	Black	BE	Blue
		BL	Cobalt Blue	EM	Ember	NG	Night	CA	Cabernet	CB	Coronet Blue	RD	Red
		DY	Dark Gray	GL	Glint	FL	Fall	CD	Cordial	CH	Chinchilla	GY	Gray
		FG	Forest Green	GP	Graphite	CH	Chile	CR	Cream	DG	Dark Gray		
		GI	Graphite	LS	Laser	RB	Ruby	FE	Feather	DM	Demitasse		
		GR	Gray	MD	Midnight	DB	Jazz	HA	Harness	IL	Illusion		
		SB	Steel Blue	ML	Moonlight	SF	Surf	IC	Ice	TN	Tan		
		TA	Tan	MT	Meteor			MI	Mist	WH	White		
		RD	Red	SP	Spring			VL	Velvet				
				WV	Wave			TA	Tan				
								WI	White				
								GM	Dark Gray				
* Please contact Customer Service for lead time.													

\* Please contact Customer Service for lead time.

# Marathon Series

## guest chairs & sofas

DESCRIPTION	ITEM #	PRICE	LEAD TIME*
Armless Guest Chair	GS25	\$1560	*
Closed Arm Guest Chair	GS50	\$1820	*
Open Arm Guest Chair	GS75	\$1664	*
Lounge Chair	LC100	\$6760	*
Two Seat Sofa	LC222	\$10348	*
Three Seat Sofa	LC333	\$15080	*

to order

1. Item Number
2. Fabric Option
3. Arm Style (if applicable)

example

GS25 - VN - AD6  
 ITEM NUMBER FABRIC OPTION ARM STYLE  
 please separate each item with a dash

### fabric options

CODE	DESCRIPTION	
VN	All Vinyl Grades	\$36
UB2	Grade 2 Fabric	\$26
UB3	Grade 3 Fabric	\$48
LT	Leather	\$832
BA	Brushed Aluminum Base	\$208

### arm style

CODE	DESCRIPTION	PRICE
AD6	ADJ up/down,in/out,front/back,pivot LFT, RT	\$322
FP	Full Panel Arm	\$208
UC	Upholstered Cap	\$84

\* Please contact Customer Service for lead time.

# Market Series

## introduction - pedestals



### General

All Market Pedestals are 15" in width. All file drawers are designed to accommodate hanging folders. Mobile units are standard with counterweights to reduce the likelihood of tipping. However, it is recommended that not more than one heavily loaded drawer be opened at one time. Caution should be exercised when pedestals are used as freestanding units.

### Assembly

All units ship fully assembled.

### Locks

Market Pedestals come standard with a removable core lock for easy reconfiguration on site. Units can be keyed alike to other Haskell Products upon request.

### Unit Construction

The Market Series Pedestal and Lateral drawer fronts are external to the case and are referred to as Proud.

### Wood Core Tops

Laminate tops are available as a separate component. Tops are available with a 3mm edge. All wood core tops are 1 1/8" thick.

### Casters/Glides

Market Pedestals are available with either adjustable glides or casters. Casters and glides are easily interchangeable in the field.

### COM

All COM yardage is based on a 54" wide fabric.

### Keying Information and Locking Options

All locks feature a removable core which is easily removed on site. All lock cores are interchangeable through all products as cores are universal.

Locks throughout an order or locks within a particular workstation can be keyed alike at no additional charge if specified when ordering. Keyed Alike means that all locks are identical. To order, specify which products are to be keyed alike and order a "Removable Core Lock Kit" for each group of products to be keyed alike. The specified products will be shipped without lock cores. The cores for each workstation will be packaged separately. All Removable Core Lock Kits are shipped with a control key for removing or inserting lock cores. Note that a control key works only when a lock is in the unlocked position.

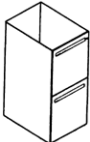

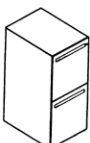
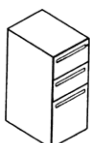
Master keys, which operate any removable core lock, are available for \$35 net each.

One control key is provided for each "key alike" order. If additional keys are needed, cost is \$35 net each.

Additional keys can be purchased for \$15 net per key.

# Market Series

## workspace supporting and fixed pedestals w/ proud drawers

DESCRIPTION	ITEM #	D	W	H	PRICE	SHIP WT.	LEAD TIME*
Worksurface Supporting Pedestals file/file, open top 	MK-WP18FF	18"	15"	27 5/8"	\$394	85	S
	MK-WP24FF	22"	15"	27 5/8"	\$404	85	S
	MK-WP28FF	28"	15"	27 5/8"	\$490	85	S
Worksurface Supporting Pedestals box/box/file, open top 	MK-WP18BBF	18"	15"	27 5/8"	\$460	88	S
	MK-WP24BBF	22"	15"	27 5/8"	\$480	88	S
	MK-WP28BBF	28"	15"	27 5/8"	\$544	88	S
Fixed Pedestal file/file 	MK-FP18FF	18"	15"	27 5/8"	\$420	87	S
	MK-FP24FF	22"	15"	27 5/8"	\$530	87	S
	MK-FP28FF	28"	15"	27 5/8"	\$512	87	S
Fixed Pedestal box/box/file 	MK-FP18BBF	18"	15"	27 5/8"	\$502	83	S
	MK-FP24BBF	22"	15"	27 5/8"	\$640	83	S
	MK-FP28BBF	28"	15"	27 5/8"	\$574	83	S

to order

1. Item Number
2. Pull Style
3. Paint Finish

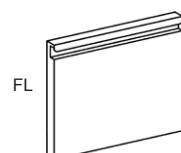
example

**MK-WP18FF - FL - 5503**  
 ITEM NUMBER PULL STYLE PAINT FINISH  
 please separate each item with a dash

### drawer pull options

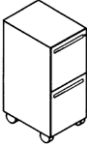
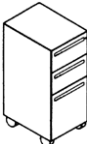


MODEL DESCRIPTION

FL Full



# Market Series

## mobile pedestals w/ proud drawers

DESCRIPTION	ITEM #	COM	D	W	H	PRICE	SHIP WT.	LEAD TIME*
<div>Mobile Pedestal file/file</div> 	MK-MP18FF		18"	15"	27 ½"	\$566	83	S
	MK-MP24FF		22"	15"	27 ½"	\$596	83	S
	MK-MP28FF		28"	15"	27 ½"	\$668	83	S
<div>Mobile Pedestal box/box/file</div> 	MK-MP18BBF		18"	15"	27 ½"	\$668	87	S
	MK-MP24BBF		22"	15"	27 ½"	\$692	87	S
	MK-MP28BBF		28"	15"	27 ½"	\$706	87	S
<div>Mobile Pedestal cushion top box/file</div> 	MK-ZFMP18BF	1 YD	18"	15"	24 ⅞"	\$864	80	S
	MK-ZFMP24BF	1 YD	22"	15"	24 ⅞"	\$888	80	S
	MK-ZFMP28BF	1 YD	28"	15"	24 ⅞"	\$904	80	S
<div>Mobile Pedestal metal top box/file</div> 	MK-ZMP18BF		18"	15"	22 ¾"	\$546	80	S
	MK-ZMP24BF		22"	15"	22 ¾"	\$576	80	S
	MK-ZMP28BF		28"	15"	22 ¾"	\$646	80	S

to order

1. Item Number

2. Pull Style

3. Paint Finish

4. Fabric (for cushion top pedestal only)

example

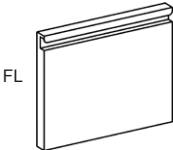
MK-MP18FF - FL - 5503 -

ITEM NUMBERPULL STYLEPAINT FINISHFABRIC

please separate each item with a dash

### drawer pull options

MODEL	DESCRIPTION
FL	Full



# Market Series

## introduction - lateral files & storage cabinets



### General

Market Lateral Files and Overfile units are 18" deep. Adjustable glides are standard at the front and rear of all cases. Files are designed with safety interlock mechanisms integrated into the suspensions. All standard lateral files with fixed fronts drawers come with a set of hanging folder frames for side-to-side filing. Two dividers can be substituted for side-to-side rails at no charge if specified when ordering. Front-to-back filing bars may be ordered separately for field installation. All drawer fronts are field replaceable.

### Suspensions

All Market Lateral Files have heavy duty, fully progressive steel ball bearing suspensions with integrated slide lock system. The integrated slide lock system has the interlock built into the drawer slide to enable a more positive interlock system.

### Assembly

All units ship fully assembled. Interior drawer accessories are field-installed only.

### Locks

Market Laterals come standard with a removable core lock for easy reconfiguration on site. Units can be keyed alike to other Haskell Products upon request.

### Wood Core Tops

Laminate tops are available as a separate component to span multiple files. Tops are available with a 3mm edge. All wood core tops are 1 1/8" thick.

### Unit Construction

The Market Series Pedestal and Lateral drawer fronts are external to the case and are referred to as Proud.

### Keying Information and Locking Options

All locks feature a removable core which is easily removed on site. All lock cores are interchangeable through all products as cores are universal.

Locks throughout an order or locks within a particular workstation can be keyed alike at no additional charge if specified when ordering. "Keyed Alike" means that all locks are identical. To order, specify which products are to be keyed alike and order a "Removable Core Lock Kit" for each group of products to be keyed alike. The specified products will be shipped without lock cores. The cores for each workstation will be packaged separately. All Removable Core Lock Kits are shipped with a control key for removing or inserting lock cores. Note that a control key works only when a lock is in the unlocked position.

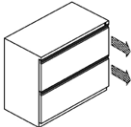
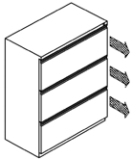
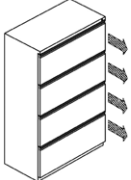
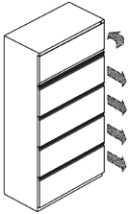
Master keys, which operate any removable core lock, are available for \$35 net each.

One control key is provided for each "key alike" order. If additional keys are needed, cost is \$35 net each.

Additional keys can be purchased for \$15 net per key.

# Market Series

## lateral files w/ 12" proud drawers

DESCRIPTION	ITEM #	NOTE	D	W	H	PRICE	SHIP WT.	LEAD TIME*
<div>Two High (2) 12" proud drawers</div> 	MK-LA12P-3024-2D		18"	30"	27 ½"	\$840	103	S
	MK-LA12P-3624-2D		18"	36"	27 ½"	\$888	119	S
	MK-LA12P-4224-2D		18"	42"	27 ½"	\$938	134	S
<div>Three High (3) 12" proud drawers</div> 	MK-LA12P-3036-3D		18"	30"	39 ½"	\$1010	143	S
	MK-LA12P-3636-3D		18"	36"	39 ½"	\$1130	162	S
	MK-LA12P-4236-3D		18"	42"	39 ½"	\$1190	181	S
<div>Four High (4) 12" proud drawers</div> 	MK-LA12P-3048-4D		18"	30"W	51 ½"	\$1368	182	S
	MK-LA12P-3648-4D		18"	36"W	51 ½"	\$1502	205	S
	MK-LA12P-4248-4D		18"	42"W	51 ½"	\$1572	227	S
<div>Five High (4) 12" proud drawers &amp; (1) 12" flipper door w/ fixed shelf</div> 	MK-LA12P-3060-4D1R	Top drawer rests on top of unit	18"	30"	67 ¾"	\$1686	221	S
	MK-LA12P-3660-4D1R	Top drawer rests on top of unit	18"	36"	67 ¾"	\$1854	248	S
	MK-LA12P-4260-4D1R	Top drawer rests on top of unit	18"	42"	67 ¾"	\$1928	274	S

to order

1. Item Number

2. Pull Style

3. Paint Finish

example

MK-LA12P-3024-2D - FL - 5503

ITEM NUMBERPULL STYLEPAINT FINISH

please separate each item with a dash

drawer pull options

MODEL	DESCRIPTION
FL	Full

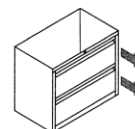
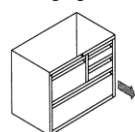
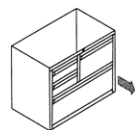
FL



# Market Series

## lateral pedestals w/ proud drawers

DESCRIPTION	ITEM #	NOTE	D	W	H	PRICE	SHIP WT.	LEAD TIME*
Filing Center Pedestal-right combo-unit bottom drawer equipped w/ side-to-side hanging bars, open top	MK-LS12-3024R-2Y	Unit fits under worksurface	18"	30"	27 ½"	\$1324	90	S
Filing Center Pedestal-left combo-unit bottom drawer equipped w/ side-to-side hanging bars, open top	MK-LS12-3024L-2Y	Unit fits under worksurface	18"	30"	27 ½"	\$1324	90	S
	MK-LS12-3024-2D	Unit fits under worksurface	18"	30"	27 ½"	\$900	103	S
	MK-LS12-3624-2D	Unit fits under worksurface	18"	36"	27 ½"	\$946	119	S
Lateral File Pedestal file/file, drawers equipped w/ side-to-side hanging bars, open top	MK-LS12-4224-2D	Unit fits under worksurface	18"	42"	27 ½"	\$994	134	S



to order

1. Item Number
2. Pull Style
3. Paint Finish

example

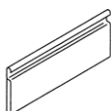
**MK-LS12-3024R-2Y - FL - 5503**  
 ITEM NUMBER PULL STYLE PAINT FINISH  
 please separate each item with a dash

### drawer pull options

MODEL DESCRIPTION

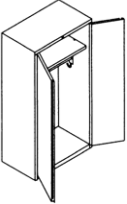
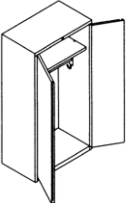
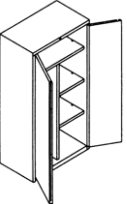
FL Full

FL



# Market Series

## wardrobe cabinets

DESCRIPTION	ITEM #	D	W	H	PRICE	SHIP WT.	LEAD TIME*
<div>Wardrobe Unit, 18" D (1) fixed shelf, coat hanger, (2) hooks</div> 	MK-CW12-3048-FL	18"	30"	51 1/2"	\$1448	110	S
	MK-CW12-3060-FL	18"	30"	67 3/8"	\$1598	125	S
	MK-CW12-3648-FL	18"	36"	51 1/2"	\$1174	120	S
	MK-CW12-3660-FL	18"	36"	67 3/8"	\$1302	135	S
	MK-CW12-4248-FL	18"	42"	51 1/2"	\$1382	138	S
	MK-CW12-4260-FL	18"	42"	67 3/8"	\$1504	153	S
<div>Wardrobe Unit, 24" D (1) fixed shelf, coat hanger, (2) hooks</div> 	MK-CW12-304824-FL	24"	30"	51 1/2"	\$1374	132	S
	MK-CW12-306024-FL	24"	30"	67 3/8"	\$1494	148	S
	MK-CW12-364824-FL	24"	36"	51 1/2"	\$1388	144	S
	MK-CW12-366024-FL	24"	36"	67 3/8"	\$1518	159	S
	MK-CW12-424824-FL	24"	42"	51 1/2"	\$1606	162	S
	MK-CW12-426024-FL	24"	42"	67 3/8"	\$1640	178	S
<div>Wardrobe/Storage Unit, 18" D (2) adjustable shelves, coat hanger, (1) hook</div> 	MK-CC12-3048-FL	18"	30"	51 1/2"	\$1382	118	S
	MK-CC12-3060-FL	18"	30"	67 3/8"	\$1560	133	S
	MK-CC12-3648-FL	18"	36"	51 1/2"	\$1394	134	S
	MK-CC12-3660-FL	18"	36"	67 3/8"	\$1576	150	S
	MK-CC12-4248-FL	18"	42"	51 1/2"	\$1706	162	S
	MK-CC12-4260-FL	18"	42"	67 3/8"	\$1756	174	S

to order

1. Item Number

2. Paint Finish

example

MK-CW12-3648-FL - 5503

ITEM NUMBERPAINT FINISH

please separate each item with a dash

drawer pull


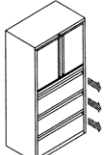
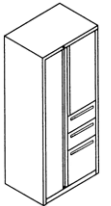
MODEL	DESCRIPTION
FL	Full

FL



# Market Series

## combination cabinets w/ proud drawers

DESCRIPTION	ITEM #	D	W	H	PRICE	SHIP WT.	LEAD TIME*
Lateral/Storage Unit (2) 12" drawers (1) 36" storage cabinet (1) adjustable shelf 	MK-FC12-3660-2D-FL	18"	36"	67 ¾"	\$1606	205	S
Lateral/Storage Unit (3) 12" drawers (1) 24" storage cabinet (1) adjustable shelf 	MK-FC12-3660-3D-FL	18"	36"	67 ¾"	\$1792	248	S
Personal Storage Tower (1) full height wardrobe (1) Box/Box/File pedestal (1) 36" storage cabinet 	MK-TW12-242365-BBF	23"	24"	63 ½"	\$2148	265	S

to order

1. Item Number
2. Paint Finish

example

**MK-FC12-3660-2D-FL - 5503**

ITEM NUMBER

PAINT FINISH


*please separate each item with a dash*

### drawer pull

MODEL DESCRIPTION

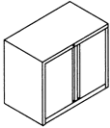
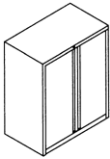
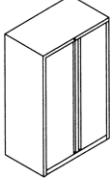
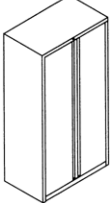
FL Full

FL



# Market Series

## storage cabinets

DESCRIPTION	ITEM #	D	W	H	PRICE	SHIP WT.	LEAD TIME*
	Storage Cabinet, 27 1/2" H (1) adjustable shelf	MK-CA12-3024-1A-FL	18"	30"	27 1/2"	\$758	72 S
		MK-CA12-3624-1A-FL	18"	36"	27 1/2"	\$818	75 S
		MK-CA12-4224-1A-FL	18"	42"	27 1/2"	\$918	80 S
		MK-CA12-302424-1A-FL	24"	30"	27 1/2"	\$1130	83 S
		MK-CA12-362424-1A-FL	24"	36"	27 1/2"	\$1196	85 S
		MK-CA12-422424-1A-FL	24"	42"	27 1/2"	\$1308	88 S
	Storage Cabinet, 39 1/2" H (2) adjustable shelves	MK-CA12-3036-2A-FL	18"	30"	39 1/2"	\$918	91 S
		MK-CA12-3636-2A-FL	18"	36"	39 1/2"	\$996	100 S
		MK-CA12-4236-2A-FL	18"	42"	39 1/2"	\$1086	105 S
		MK-CA12-302436-2A-FL	24"	30"	39 1/2"	\$1172	104 S
		MK-CA12-362436-2A-FL	24"	36"	39 1/2"	\$1240	111 S
		MK-CA12-422436-2A-FL	24"	42"	39 1/2"	\$1362	118 S
	Storage Cabinet, 51 1/2" H (3) adjustable shelves	MK-CA12-3048-3A-FL	18"	30"	51 1/2"	\$1100	118 S
		MK-CA12-3648-3A-FL	18"	36"	51 1/2"	\$1180	125 S
		MK-CA12-4248-3A-FL	18"	42"	51 1/2"	\$1394	133 S
		MK-CA12-302448-3A-FL	24"	30"	51 1/2"	\$1172	130 S
		MK-CA12-362448-3A-FL	24"	36"	51 1/2"	\$1286	138 S
		MK-CA12-422448-3A-FL	24"	42"	51 1/2"	\$1434	144 S
	Storage Cabinet, 67 3/8" H (3) adjustable shelves	MK-CA12-3060-3A-FL	18"	30"	67 3/8"	\$1302	139 S
		MK-CA12-3660-3A-FL	18"	36"	67 3/8"	\$1342	150 S
		MK-CA12-4260-3A-FL	18"	42"	67 3/8"	\$1534	155 S
		MK-CA12-302460-3A-FL	24"	30"	67 3/8"	\$1352	159 S
		MK-CA12-362460-3A-FL	24"	36"	67 3/8"	\$1448	164 S
		MK-CA12-422460-3A-FL	24"	42"	67 3/8"	\$1606	171 S

to order

1. Item Number

2. Paint Finish

example

MK-CA12-3624-1A-FL - 5503

ITEM NUMBERPAINT FINISH

please separate each item with a dash

drawer pull



MODEL	DESCRIPTION
FL	Full

FL



# Market Series

storage cabinets

DESCRIPTION	ITEM #	NOTE	D	W	H	PRICE	SHIP WT.	LEAD TIME*
Single Door Storage Cabinet	MK-SC18R-1864-FL	Door opens to the right	24"	18"	67 3/4"	\$964	84	S
								
Single Door Storage Cabinet	MK-SC18L-1864-FL	Door opens to the left	24"	18"	67 3/4"	\$964	84	S
								
Hanger Bar	MK-SC18-HB	For 18" W cabinet				\$74	4	S
Shelf	MK-SC18-SSH	For 18" W cabinet				\$78	4	S

to order

1. Item Number

2. Paint Finish

example

MK-SC18R-1864-FL

-

5503

ITEM NUMBER

PAINT FINISH

please separate each item with a dash

drawer pull

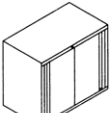
MODEL	DESCRIPTION
FL	Full

FL



# Market Series

## overfiles cabinets

DESCRIPTION	ITEM #	NOTE	D	W	H	PRICE	SHIP WT.	LEAD TIME*
<div>Overfile Cabinet, 27 1/2" H hinged doors</div> <div></div>	MK-OA12-3025-FL-H	When used in conjunction w/ 3-12" lateral the height will line up w/ a 5-12" lateral case	18"	30"	27 1/2"	\$620	78	S
	MK-OA12-3625-FL-H	When used in conjunction w/ 3-12" lateral the height will line up w/ a 5-12" lateral case	18"	36"	27 1/2"	\$728	89	S
	MK-OA12-4225-FL-H	When used in conjunction w/ 3-12" lateral the height will line up w/ a 5-12" lateral case	18"	42"	27 1/2"	\$878	89	S

to order

1. Item Number

2. Paint Finish

example

MK-OA12-3015-FL-H - 5503

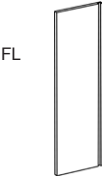
ITEM NUMBER

PAINT FINISH

please separate each item with a dash

drawer pull

MODEL	DESCRIPTION
FL	Full



# Market Series

## lateral files laminate tops

DESCRIPTION	ITEM NUMBER	NOTE	D	W	3MM EDGE	SHIP WT.	LEAD TIME*
Laminate Tops	HKLFT1830	For (1) 30" W lateral file	18"	30"	\$146	18	S
	HKLFT1836	For (1) 36" W lateral file	18"	36"	\$168	20	S
	HKLFT1842	For (1) 42" W lateral file	18"	42"	\$190	25	S
	HKLFT1860	For (2) 30" W lateral files	18"	60"	\$240	35	S
	HKLFT1872	For (2) 36" W lateral files	18"	72"	\$288	42	S
	HKLFT1884	For (2) 42" W lateral files	18"	84"	\$330	49	S

to order

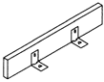
- 1. Item Number
- 2. Laminate
- 3. Edge Finish

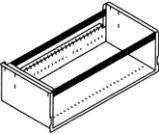
example

HKLFT1830 - HS - 4072  
ITEM NUMBER LAMINATE EDGE FINISH  
please separate each item with a dash

# Market Series

## lateral files accessories

DESCRIPTION	ITEM #	NOTE	PRICE	SHIP WT.	LEAD TIME*
Counter Weight 	CWF	For use with any size lateral file	\$122	20	S
Proud Hanging Bars front-to-back	FBS/18-2-P	Sold as set, one set required per drawer. For use in any size lateral file	\$32	1	S
Proud Hanging Bars side-to-side	SSS-30-P	For 30" W drawers	\$26	1	S
	SSS-36-P	For 36" W drawers	\$26	1	S
	SSS-42-P	For 42" W drawers	\$26	1	S



to order

1. Item Number

example

CWF

ITEM NUMBER

# Market Series

## introduction - vertical files



### General

Market Vertical Files are 28" in exterior depth with an interior filing capacity of 26". Market Vertical Files come standard with the safety interlock system integrated within each slide, allowing only one drawer to open at a time. All vertical files are available in 15" (letter) width. Adjustable glides are standard at the front and rear of all cases and all files drawers have been designed to accommodate hanging folders.

### Suspensions:

All Market Vertical Files have heavy duty, fully progressive steel ball bearing suspensions with integrated slide lock system.

### Assembly

All units ship fully assembled. Interior drawer accessories are field-installed only.

### Locks

Market Vertical Files come standard with a removable core lock for easy reconfiguration on site. Units can be keyed alike to other Haskell Products upon request.

### Unit Construction

The Market Series Pedestal and Vertical drawer fronts are external to the case and are referred to as Proud.

### Wood Core Tops

Laminate tops are available as a separate component to span one to four files. Tops are available with a 3mm edge. All wood core tops are 1 1/8" thick.

### Keying Information and Locking Options

All locks feature a removable core which is easily removed on site. All lock cores are interchangeable through all products as cores are universal.

Locks throughout an order or locks within a particular workstation can be keyed alike at no additional charge if specified when ordering. Keyed Alike means that all locks are identical. To order, specify which products are to be keyed alike and order a "Removable Core Lock Kit" for each group of products to be keyed alike. The specified products will be shipped without lock cores. The cores for each workstation will be packaged separately. All Removable Core Lock Kits are shipped with a control key for removing or inserting lock cores. Note that a control key works only when a lock is in the unlocked position.

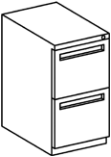


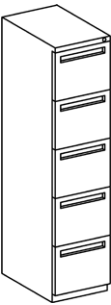
Master keys, which operate any removable core lock, are available for \$35 net each.

One control key is provided for each "key alike" order. If additional keys are needed, cost is \$35 net each.

Additional keys can be purchased for \$15 net per key.

# Market Series

## letter width vertical file w/ proud drawers

DESCRIPTION	ITEM #	D	W	H	PRICE	SHIP WT.	LEAD TIME*
Letter Two High 	MK-HVFR2	28"	15"	27½"	\$582	72	S
Letter Three High 	MK-HVFR3	28"	15"	39½"	\$718	98	S
Letter Four High 	MK-HVFR4	28"	15"	51½"	\$900	125	S
Letter Five High 	MK-HVFR5	28"	15"	63½"	\$1034	148	S

to order

1. Item Number

2. Pull Style

3. Paint Finish

example

MK-HVFR2 - FL - 5503


ITEM NUMBER    PULL STYLE    PAINT FINISH

please separate each item with a dash

### drawer pull options

MODEL	DESCRIPTION
FL	Full

FL



# Market Series

## vertical files laminate tops

DESCRIPTION	ITEM NUMBER	NOTE	D	W	3MM EDGE	SHIP WT.	LEAD TIME*
Laminate Tops for letter width files	HKVF1428	For (1) letter width file	28"	15"	\$152	12	S
	HKVF2928	For (2) letter width files	28"	30"	\$212	22	S
	HKVF4328	For (3) letter width files	28"	45 7/8"	\$264	32	S
	HKVF5828	For (4) letter width files	28"	60"	\$314	42	S

to order

1. Item Number

2. Laminate

3. Edge Finish

example

HKVF1428 - HS - 4072

ITEM NUMBERLAMINATEEDGE FINISH

please separate each item with a dash

# Market Series

## introduction - bookcases



### General

All Market Bookcases are 14" in exterior depth and are available in three standard widths 30", 36" and 42". Market Bookcases have 4 height options 27 ½", 39 ½", 51 ½" and 67 ½". Adjustable glides are standard at the front and rear of all cases.

### Shelf Configuration

All Market Bookcases have (1) fixed bottom shelf.

- 27 ½" high bookcases have (1) adjustable shelf.
- 39 ½" high bookcases have (2) adjustable shelves.
- 51 ½" high bookcases have (3) adjustable shelves.
- 67 ½" high bookcases have (4) adjustable shelves.

Each Adjustable shelf includes 4 clips to position the shelf at customer's preference. Additional shelves are available.

### Assembly

All units ship fully assembled.

### Installation


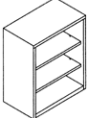
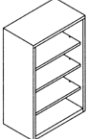
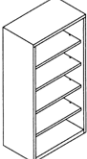
Correct installation should include proper leveling and ganging of multiple units.

### Wood Core Tops

Laminate tops are available as a separate component. Tops are available with a 3mm edge. All wood core tops are 1 ½" thick.

# Market Series

## bookcases

DESCRIPTION	ITEM #	NOTE	D	W	H	PRICE	SHIP WT.	LEAD TIME*
Bookcase, 27 ½"H (1) adjustable shelf 	MK-BC215-30		14"	30"	27 ½"	\$452	40	S
	MK-BC215-36		14"	36"	27 ½"	\$472	46	S
	MK-BC215-42		14"	42"	27 ½"	\$514	52	S
Bookcase, 39 ½"H (2) adjustable shelves 	MK-BC315-30		14"	30"	39 ½"	\$510	58	S
	MK-BC315-36		14"	36"	39 ½"	\$530	64	S
	MK-BC315-42		14"	42"	39 ½"	\$570	70	S
Bookcase, 51 ½"H (3) adjustable shelves 	MK-BC415-30		14"	30"	51 ½"	\$668	72	S
	MK-BC415-36		14"	36"	51 ½"	\$698	78	S
	MK-BC415-42		14"	42"	51 ½"	\$728	84	S
Bookcase, 68"H (4) adjustable shelves 	MK-BC515-30		14"	30"	68"	\$768	82	S
	MK-BC515-36		14"	36"	68"	\$800	88	S
	MK-BC515-42		14"	42"	68"	\$828	94	S
Adjustable Shelves (4) clips 	MK-HFBC3015SH	For 30" W bookcase	14"	30"		\$98	5	
	MK-HFBC3615SH	For 36" W bookcase	14"	36"		\$102	5	
	MK-HFBC4215SH	For 42" W bookcase	14"	42"		\$108	5	

to order

1. Item Number
2. Paint Finish

example

**MK-BC215-30 - 5503**

ITEM NUMBER

PAINT FINISH

please separate each item with a dash

# Market Series

## bookcases laminate tops

DESCRIPTION	ITEM NUMBER	NOTE	D	W	3MM EDGE	SHIP WT.	LEAD TIME*
Laminate Tops for bookcases	HKBCT1430	For 30" W bookcase	14"	30"	\$192	20	S
	HKBCT1436	For 36" W bookcase	14"	36"	\$212	24	S
	HKBCT1442	For 42" W bookcase	14"	42"	\$236	28	S

to order

1. Item Number
2. Laminate
3. Edge Finish

example

HKBCT1430 - HS - 4072

ITEM NUMBER LAMINATE EDGE FINISH

please separate each item with a dash

# Market Series

## introduction - desking



### General

All Market Desking Units are 28 ¾" H. All worksurfaces are laminate wood core tops at 1 ¾" thick and are available with a 3mm edge. Pedestals lock individually.

### Locks

Market Desks come standard with a removable core lock for easy reconfiguration on site. Units can be keyed alike to other Haskell products upon request.

### Installation

Correct installation should include proper leveling.

### Application Considerations

When specifying the units for workstation configurations, note the following points:

\*24" D returns are used for the 66" x 30" or wider single pedestal desks.

### COM

All COM yardage is based on a 54" wide fabric.

### Keying Information and Locking Options

All locks feature a removable core which is easily removed on site. All lock cores are interchangeable through all products as cores are universal.

Locks throughout an order or locks within a particular workstation can be keyed alike at no additional charge if specified when ordering. Keyed Alike means that all locks are identical. To order, specify which products are to be keyed alike and order a "Removable Core Lock Kit" for each group of products to be keyed alike. The specified products will be shipped without lock cores. The cores for each workstation will be packaged separately. All Removable Core Lock Kits are shipped with a control key for removing or inserting lock cores. Note that a control key works only when a lock is in the unlocked position.

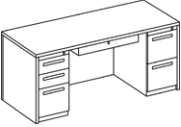
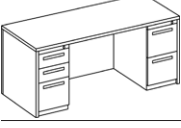

Master keys, which operate any removable core, lock are available for \$35 net each.

One control key is provided for each "key alike" order. If additional keys are needed, cost is \$35 net each.

Additional keys can be purchased for \$15 net per key.

# Market Series

## double pedestal desks

DESCRIPTION	ITEM #	D	W	H	3MM EDGE	SHIP WT.	LEAD TIME*
 Double Pedestal Desk full height, 28 3/4" D pedestals, locks & center drawer	MK-SDC6030FP-BBF-FF	30"	60"	28 3/4"	\$1764	236	S
	MK-SDC6630FP-BBF-FF	30"	66"	28 3/4"	\$1772	253	S
	MK-SDC7230FP-BBF-FF	30"	72"	28 3/4"	\$1954	265	S
 Double Pedestal Desk full height, 28 3/4" D pedestals & locks	MK-SD6030FP-BBF-FF	30"	60"	28 3/4"	\$1570	236	S
	MK-SD6630FP-BBF-FF	30"	66"	28 3/4"	\$1610	253	S
	MK-SD7230FP-BBF-FF	30"	72"	28 3/4"	\$1794	265	S
 Double Pedestal Desk full height, 28 3/4" D pedestals, end panels & locks	MK-SD6030EP-BBF-FF-24	30"	60"	28 3/4"	\$1908	231	S
	MK-SD6630EP-BBF-FF-24	30"	66"	28 3/4"	\$1922	251	S
	MK-SD7230EP-BBF-FF-24	30"	72"	28 3/4"	\$2100	263	S

to order

1. Item Number

2. Pull Style

3. Paint Finish

4. Laminate

5. Edge Finish

example

MK-SDC6030FP-BBF-FF

ITEM NUMBER

-

5503

PAINT FINISH

-

HS

LAMINATE

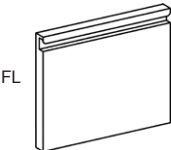
-

4072

EDGE FINISH

please separate each item with a dash

drawer pull options	
MODEL	DESCRIPTION
FL	Full



# Market Series

## bow front double pedestal desks

DESCRIPTION	ITEM #	D	W	H	3MM EDGE	SHIP WT.	LEAD TIME*
Bow Front Double Pedestal Desk full height, 28 3/4" D pedestals, locks & center drawer	MK-SDC6648FP-BOW	48"	66"	28 3/4"	\$1978	273	S
	MK-SDC7248FP-BOW	48"	72"	28 3/4"	\$2160	285	S
Bow Front Double Pedestal Desk full height, 28 3/4" D pedestals & locks	MK-SD6648FP-BOW	48"	66"	28 3/4"	\$1818	273	S
	MK-SD7248FP-BOW	48"	72"	28 3/4"	\$2000	285	S



to order

1. Item Number
2. Pull Style
3. Paint Finish
4. Laminate
5. Edge Finish
6. Options

example

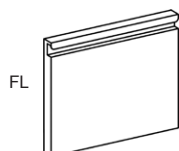
**MK-SDC6648FP-BOW - FL - 5503 - HS - 4072 - CL**

ITEM NUMBER PULL STYLE PAINT FINISH LAMINATE EDGE FINISH OPTIONS

*please separate each item with a dash*

### drawer pull options

MODEL	DESCRIPTION
FL	Full

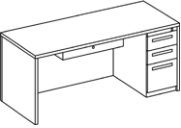
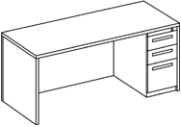


### central locking options

MODEL	DESCRIPTION	PRICE
CL	Central locking is available on desks 66" in width or less	\$84

# Market Series

## single pedestal desks - right

DESCRIPTION	ITEM #	D	W	H	3MM EDGE	SHIP WT.	LEAD TIME*
	MK-SSC6024FP-18-BBF	24"	60"	28 3/4"	\$1520	175	S
	MK-SSC6624FP-18-BBF	24"	66"	28 3/4"	\$1556	180	S
	MK-SSC7224FP-18-BBF	24"	72"	28 3/4"	\$1652	195	S
	MK-SSC4830FP-18-BBF	30"	48"	28 3/4"	\$1452	175	S
	MK-SSC6030FP-18-BBF	30"	60"	28 3/4"	\$1520	185	S
	MK-SSC6630FP-18-BBF	30"	66"	28 3/4"	\$1556	210	S
	MK-SSC7230FP-18-BBF	30"	72"	28 3/4"	\$1652	235	S
	MK-SSC7236FP-18-BBF	36"	72"	28 3/4"	\$1652	240	S
	MK-SS6024FP-18-BBF	24"	60"	28 3/4"	\$1362	170	S
	MK-SS6624FP-18-BBF	24"	66"	28 3/4"	\$1398	175	S
	MK-SS7224FP-18-BBF	24"	72"	28 3/4"	\$1492	190	S
	MK-SS4830FP-18-BBF	30"	48"	28 3/4"	\$1346	170	S
	MK-SS6030FP-18-BBF	30"	60"	28 3/4"	\$1362	180	S
	MK-SS6630FP-18-BBF	30"	66"	28 3/4"	\$1422	205	S
	MK-SS7230FP-18-BBF	30"	72"	28 3/4"	\$1492	220	S
	MK-SS7236FP-18-BBF	36"	72"	28 3/4"	\$1492	235	S

to order

1. Item Number

2. Pull Style

3. Paint Finish

4. Laminate

5. Edge Finish

example

MK-SSC6024FP-18-BBF

FL

5503

HS

4072

ITEM NUMBER

PULL STYLE

PAINT FINISH

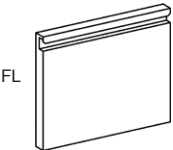
LAMINATE

EDGE FINISH

please separate each item with a dash

### drawer pull options

MODEL	DESCRIPTION
FL	Full


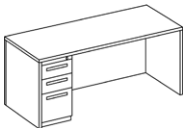


### specification note

Haskell offers 22 1/4" depth pedestals on 24" depth desks.  
Haskell offers 28 3/4" depth pedestals on 30" & 36" depth desks.

# Market Series

## single pedestal desks - left

DESCRIPTION	ITEM #	D	W	H	3MM EDGE	SHIP WT.	LEAD TIME*
	MK-SSC6024FP-12-BBF	24"	60"	28 3/4"	\$1520	175	S
	MK-SSC6624FP-12-BBF	24"	66"	28 3/4"	\$1556	180	S
	MK-SSC7224FP-12-BBF	24"	72"	28 3/4"	\$1652	195	S
	MK-SSC4830FP-12-BBF	30"	48"	28 3/4"	\$1452	175	S
	MK-SSC6030FP-12-BBF	30"	60"	28 3/4"	\$1520	185	S
	MK-SSC6630FP-12-BBF	30"	66"	28 3/4"	\$1556	210	S
	MK-SSC7230FP-12-BBF	30"	72"	28 3/4"	\$1652	235	S
	MK-SSC7236FP-12-BBF	36"	72"	28 3/4"	\$1652	240	S
	MK-SS6024FP-12-BBF	24"	60"	28 3/4"	\$1362	170	S
	MK-SS6624FP-12-BBF	24"	66"	28 3/4"	\$1398	175	S
	MK-SS7224FP-12-BBF	24"	72"	28 3/4"	\$1492	190	S
	MK-SS4830FP-12-BBF	30"	48"	28 3/4"	\$1346	170	S
	MK-SS6030FP-12-BBF	30"	60"	28 3/4"	\$1362	180	S
	MK-SS6630FP-12-BBF	30"	66"	28 3/4"	\$1422	205	S
	MK-SS7230FP-12-BBF	30"	72"	28 3/4"	\$1492	220	S
	MK-SS7236FP-12-BBF	36"	72"	28 3/4"	\$1492	235	S

to order


1. Item Number
2. Pull Style
3. Paint Finish
4. Laminate
5. Edge Finish

example

**MK-SSC6024FP-12-BBF - FL - 5503 - HS - 4072**  
 ITEM NUMBER PULL STYLE PAINT FINISH LAMINATE EDGE FINISH  
 please separate each item with a dash

### drawer pull options

MODEL	DESCRIPTION
FL	Full

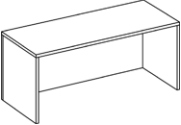
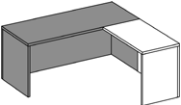
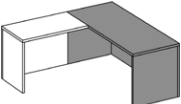


### specification note

Haskell offers 22 1/4" depth pedestals on 24" depth desks.  
 Haskell offers 28 3/4" depth pedestals on 30" & 36" depth desks.

# Market Series

## desk & return shells

DESCRIPTION	ITEM #	D	W	H	3MM EDGE	SHIP WT.	LEAD TIME*
<div>Desk Shell accommodates right or left return</div> 	MK-DS4824	24"	48"	28 3/4"	\$888	107	S
	MK-DS6024	24"	60"	28 3/4"	\$1006	121	S
	MK-DS6624	24"	66"	28 3/4"	\$1048	129	S
	MK-DS7224	24"	72"	28 3/4"	\$1125	149	S
	MK-DS4830	30"	48"	28 3/4"	\$888	118	S
	MK-DS6030	30"	60"	28 3/4"	\$1006	133	S
	MK-DS6630	30"	66"	28 3/4"	\$1048	144	S
	MK-DS7230	30"	72"	28 3/4"	\$1126	154	S
	MK-DS7236	36"	72"	28 3/4"	\$1126	165	S
<div>Return Shell - right</div> 	MK-SR3618-18	18"	36"	28 3/4"	\$576	58	S
	MK-SR4218-18	18"	42"	28 3/4"	\$576	64	S
	MK-SR4818-18	18"	48"	28 3/4"	\$604	68	S
	MK-SR6018-18	18"	60"	28 3/4"	\$706	78	S
	MK-SR3624-18	24"	36"	28 3/4"	\$588	71	S
	MK-SR4224-18	24"	42"	28 3/4"	\$588	71	S
	MK-SR4824-18	24"	48"	28 3/4"	\$604	77	S
	MK-SR6024-18	24"	60"	28 3/4"	\$706	88	S
<div>Return Shell - left</div> 	MK-SR3618-12	18"	36"	28 3/4"	\$576	58	S
	MK-SR4218-12	18"	42"	28 3/4"	\$576	64	S
	MK-SR4818-12	18"	48"	28 3/4"	\$604	68	S
	MK-SR6018-12	18"	60"	28 3/4"	\$706	78	S
	MK-SR3624-12	24"	36"	28 3/4"	\$588	71	S
	MK-SR4224-12	24"	42"	28 3/4"	\$588	71	S
	MK-SR4824-12	24"	48"	28 3/4"	\$604	77	S
	MK-SR6024-12	24"	60"	28 3/4"	\$706	88	S

to order

1. Item Number

2. Pull Style

3. Paint Finish

4. Laminate

5. Edge Finish

example

MK-DS4824

-

FL

-

5503

-

HS

-

4072

ITEM NUMBER

PULL STYLE

PAINT FINISH

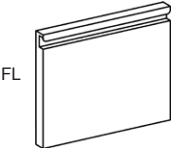
LAMINATE

EDGE FINISH

please separate each item with a dash

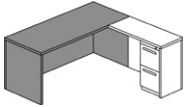
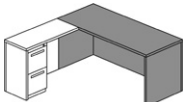
### drawer pull options

MODEL	DESCRIPTION
FL	Full



# Market Series

## pedestal returns

DESCRIPTION	ITEM #	D	W	H	3MM EDGE	SHIP WT.	LEAD TIME*
Right Pedestal Return full height, 22¼" D f/f pedestal 	MK-SPR3624FP-18-FF	24"	36"	28 ¾"	\$942	120	S
	MK-SPR4224FP-18-FF	24"	42"	28 ¾"	\$942	126	S
	MK-SPR4824FP-18-FF	24"	48"	28 ¾"	\$960	132	S
	MK-SPR6024FP-18-FF	24"	60"	28 ¾"	\$1062	140	S
Left Pedestal Return full height, 22¼" D f/f pedestal 	MK-SPR3624FP-12-FF	24"	36"	28 ¾"	\$942	120	S
	MK-SPR4224FP-12-FF	24"	42"	28 ¾"	\$942	126	S
	MK-SPR4824FP-12-FF	24"	48"	28 ¾"	\$960	132	S
	MK-SPR6024FP-12-FF	24"	60"	28 ¾"	\$1062	140	S

to order

1. Item Number
2. Pull Style
3. Paint Finish
4. Laminate
5. Edge Finish


example

**MK-SPR3624FP-18-FF - FL - 5503 - HS - 4072**  
 ITEM NUMBER PULL STYLE PAINT FINISH LAMINATE EDGE FINISH  
 please separate each item with a dash

### drawer pull options

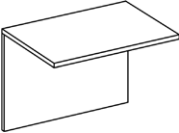
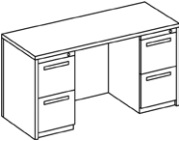
MODEL DESCRIPTION

FL Full



# Market Series

## bridge, credenza, corner units

DESCRIPTION	ITEM #	D	W	H	3MM EDGE	SHIP WT.	LEAD TIME*
 Bridge for use between two desks	MK-SUB3624R	24"	36"	28 3/4"	\$474	58	S
	MK-SUB4224R	24"	42"	28 3/4"	\$492	62	S
	MK-SUB4824R	24"	48"	28 3/4"	\$564	70	S
 Kneespace Credenza full height, 22 1/4" D fff pedestal	MK-SCK6024-FP	24"	60"	28 3/4"	\$1622	230	S
	MK-SCK6624-FP	24"	66"	28 3/4"	\$1706	240	S
	MK-SCK7224-FP	24"	72"	28 3/4"	\$1746	250	S

to order

1. Item Number

2. Pull Style

3. Paint Finish

4. Laminate

5. Edge Finish

example

MK-SUB3624R

-

FL

-

5503

-

HS

-

4072

ITEM NUMBER

PULL STYLE

PAINT FINISH

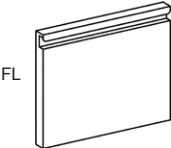
LAMINATE

EDGE FINISH

please separate each item with a dash


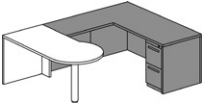
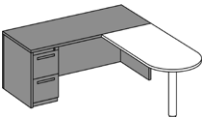
### drawer pull options

MODEL	DESCRIPTION
FL	Full



# Market Series

## D-shape conferencing desk & peninsula

DESCRIPTION	ITEM #	D	W	H	3MM EDGE	SHIP WT.	LEAD TIME*
 D-Shape Conferencing Desk for use with bridge units	MK-SCD6030	30"	60"	28 ¾"	\$738	102	S
	MK-SCD6630	30"	66"	28 ¾"	\$788	108	S
	MK-SCD7230	30"	72"	28 ¾"	\$836	114	S
 P-Shape Conferencing Desk for use with bridge units	MK-SCP7242	42"	72"	28 ¾"	\$1146	125	S
 D-Shape Conferencing Return for use w/ 72", 66" or 60" single ped desks	MK-SCR6030	30"	60"	28 ¾"	\$682	66	S
	MK-SCR6630	30"	66"	28 ¾"	\$726	71	S
	MK-SCR7230	30"	72"	28 ¾"	\$770	77	S

to order

1. Item Number
2. Pull Style
3. Paint Finish
4. Laminate
5. Edge Finish

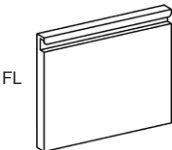
example

**MK-SCD6030 - FL - 5503 - HS - 4072**  
ITEM NUMBER PULL STYLE PAINT FINISH LAMINATE EDGE FINISH  
*please separate each item with a dash*

### drawer pull options

MODEL	DESCRIPTION
-------	-------------

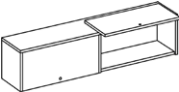
FL	Full
----	------



\* S – Standard Lead Time 4-6 weeks | E – Extended Lead Time 10-12 weeks | Lead times subject to change without notice

# Market Series

## overstorage units and tackboards

DESCRIPTION	ITEM #	NOTE	COM	D	W	H	PRICE	SHIP WT.	LEAD TIME*
<div>Wall Mounted Overstorage Cabinet w/ doors that stow on unit top</div> <div></div>	MK-WM30	Includes mounting hardware		14"	30"	15 ½"	\$714	56	S
	MK-WM36	Includes mounting hardware		14"	36"	15 ½"	\$752	61	S
	MK-WM42	Includes mounting hardware		14"	42"	15 ½"	\$792	66	S
	MK-WM48	Includes mounting hardware		14"	48"	15 ½"	\$818	70	S
	MK-WM60	Includes mounting hardware		14"	60"	15 ½"	\$1084	89	S
	MK-WM66**	Includes mounting hardware		14"	66"	15 ½"	\$1466	96	S
	MK-WM72**	Includes mounting hardware		14"	72"	15 ½"	\$1504	103	S
Wall Mounted Tackboards for overstorage cabinet	MK-SFT3019	Includes mounting hardware	2 YD	1"	30"	22 ½"	\$526	28	S
	MK-SFT3619	Includes mounting hardware	2 YD	1"	36"	22 ½"	\$536	38	S
	MK-SFT4219	Includes mounting hardware	2 YD	1"	42"	22 ½"	\$546	42	S
	MK-SFT4819	Includes mounting hardware	2 YD	1"	48"	22 ½"	\$556	48	S
	MK-SFT6019	Includes mounting hardware	2 YD	1"	60"	22 ½"	\$608	68	S
	MK-SFT6619	Includes mounting hardware	2 YD	1"	66"	22 ½"	\$620	74	S
	MK-SFT7219	Includes mounting hardware	2.5 YD	1"	72"	22 ½"	\$640	80	S

to order

- 1. Item Number
- 2. Paint Finish
- 3. Fabric (for tackboards only)

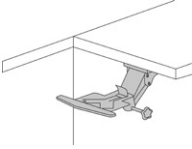
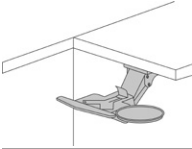
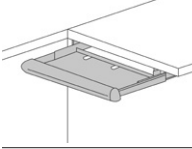
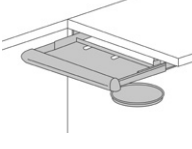
example

MK-SFT3019 - 5503 -  
ITEM NUMBER PAINT FINISH FABRIC/COM  
please separate each item with a dash

\*\*MK-WM66 ships as (1) 30" w and (1) 36" w units  
\*\*MK-WM72 ships as (2) 36" w units

# Market Series

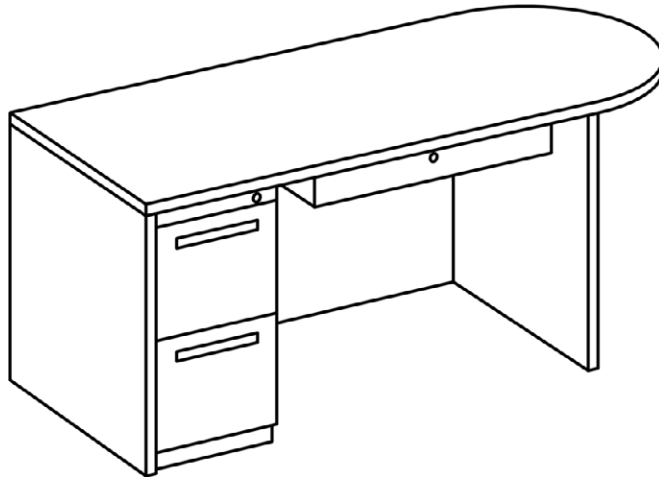
## desking accessories

DESCRIPTION	ITEM #	NOTE	PRICE	SHIP WT.	LEAD TIME*
Keyboard Arm 	KB1	Swivels 360 degrees, tils w/ 6" height adjustments Includes wrist rest	\$354	10	S
Keyboard Arm w/ mouse pad 	KB2	Swivels 360 degrees, tils w/ 6" height adjustments Includes wrist rest & mouse pad, for use on left or right	\$400	12	S
Keyboard Tray 	KD1	Steel platform w/ cushion palm rest Steel ball bearing slides	\$298	9	S
Keyboard Tray w/ mouse pad 	KD2	Steel platform w/ cushion palm rest Steel ball bearing slides & mouse pad for use on left or right	\$304	10	S
Box Drawer Divider	HABDD		\$56	4	S
Pedestal Side-to-Side File Bar	HASFB		\$52	4	S
Pencil Tray	MAP1	Black Only	\$52	1	S
24" W Task Light	MTL24		\$192	5.5	S
48" W Task Light	MTL48		\$212	7	S
Center Drawer	CD27	23" D, Specify finish	\$288	5	S

to order	1. Item Number	
example	KB1	
	ITEM NUMBER	

# Market Series

## introduction - instruction zone



### General

All Market Series Desking Units are 28 ¾" H. All worksurfaces are laminate wood core tops at 1 ⅜" thick and are available with a 3mm edge. Pedestals lock individually.

### Locks

Market Desks come standard with a removable core lock for easy reconfiguration on site. Units can be keyed alike to other Haskell products upon request.

### Keying Information and Locking Options

All locks feature a removable core which is easily removed on site. All lock cores are interchangeable through all products as cores are universal.

Locks throughout an order or locks within a particular workstation can be keyed alike at no additional charge if specified when ordering. Keyed Alike means that all locks are identical. To order, specify which products are to be keyed alike and order a "Removable Core Lock Kit" for each group of products to be keyed alike. The specified products will be shipped without lock cores. The cores for each workstation will be packaged separately. All Removable Core Lock Kits are shipped with a control key for removing or inserting lock cores. Note that a control key works only when a lock is in the unlocked position.

Master keys, which operate any removable core, lock are available for \$35 net each.

One control key is provided for each "key alike" order. If additional keys are needed, cost is \$35 net each.

Additional keys can be purchased for \$15 net per key.

# Market Series

## D-shape educator desk - left

DESCRIPTION	ITEM #	D	W	H	3MM EDGE	SHIP WT.	LEAD TIME*
D-Shape Educators Desk 28 3/4" D f/f pedestal, locks & center drawer	MK-SED6630FL-FF	30"	66"	28 3/4"	\$1526	180	S
	MK-SED7230FL-FF	30"	72"	28 3/4"	\$1556	190	S
D-Shape Educators Desk 28 3/4" D b/b/f pedestal, locks & center drawer	MK-SED6630BL-BBF	30"	66"	28 3/4"	\$1534	180	S
	MK-SED7230BL-BBF	30"	72"	28 3/4"	\$1642	190	S



to order

1. Item Number
2. Pull Style
3. Paint Finish
4. Laminate
5. Edge Finish

example

MK-SED6630FL-FF - FL - 5503 - HS - 4072

ITEM NUMBER

PULL STYLE

PAINT FINISH

LAMINATE

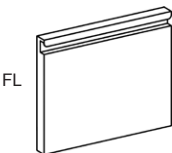
EDGE FINISH

please separate each item with a dash

### drawer pull options

MODEL DESCRIPTION

FL Full



# Smart Series

## introduction - desking



### General

All Smart Desking Units are 29 1/8" H. All worksurfaces are laminate wood core tops at 1 3/16" thick and are available with a 3mm edge. Select Smart Desks are available with locking central drawers and will be noted in product descriptions. Pedestals lock individually. Overstorage units are constructed with a single wall steel back panel with a fabric tackboard insert on front. Overstorage units are available with flipper doors or open shelves.

### Locks

Smart Desks come standard with a removable core lock for easy reconfiguration on site. Units can be keyed alike to other Haskell products upon request. Central locking is available on desks 66" in width or less.

### Installation

Correct installation should include proper leveling.

### Application Considerations

When specifying the units for workstation configurations, note the following points:

\*24" D returns are used for the 66" x 30" or wider single pedestal desks.

\*Overstorage Units can not be used on 36" D with overhangs. The 6" overhang is not suitable to support a loaded overstorage unit.

### COM

All COM yardage is based on a 54" wide fabric.

### Keying Information and Locking Options

All locks feature a removable core which is easily removed on site. All lock cores are interchangeable through all products as cores are universal.

Locks throughout an order or locks within a particular workstation can be keyed alike at no additional charge if specified when ordering. Keyed Alike means that all locks are identical. To order, specify which products are to be keyed alike and order a "Removable Core Lock Kit" for each group of products to be keyed alike. The specified products will be shipped without lock cores. The cores for each workstation will be packaged separately. All Removable Core Lock Kits are shipped with a control key for removing or inserting lock cores. Note that a control key works only when a lock is in the unlocked position.

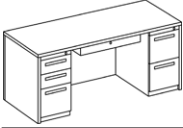
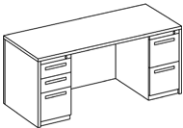
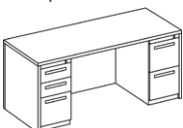
Master keys, which operate any removable core, lock are available for \$35 net each.

One control key is provided for each "key alike" order. If additional keys are needed, cost is \$35 net each.

Additional keys can be purchased for \$15 net per key.

# Smart Series

## double pedestal desks

DESCRIPTION	ITEM #	D	W	H	3MM EDGE	RADIUS FRONT	RADIUS FRONT/BACK	SHIP WT.	LEAD TIME*
 Double Pedestal Desk full height, 28 1/4" D pedestals, locks & center drawer	SDC6030FP-BBF-FF	30"	60"	29"	\$1818	\$1870	\$1896	236	E
	SDC6630FP-BBF-FF	30"	66"	29"	\$1826	\$1878	\$1904	253	E
	SDC7230FP-BBF-FF	30"	72"	29"	\$2014	\$2066	\$2092	265	E
 Double Pedestal Desk full height, 28 1/4" D pedestals & locks	SD6030FP-BBF-FF	30"	60"	29"	\$1618	\$1670	\$1696	236	E
	SD6630FP-BBF-FF	30"	66"	29"	\$1660	\$1712	\$1738	253	E
	SD7230FP-BBF-FF	30"	72"	29"	\$1850	\$1902	\$1928	265	E
 Double Pedestal Desk full height, 28 1/4" D pedestals, end panels & locks	SD6030EP-BBF-FF-24	30"	60"	29"	\$1966	\$2018	\$2044	231	E
	SD6630EP-BBF-FF-24	30"	66"	29"	\$1982	\$2034	\$2060	251	E
	SD7230EP-BBF-FF-24	30"	72"	29"	\$2164	\$2216	\$2242	263	E

to order

1. Item Number
2. Pull Style
3. Paint Finish
4. Laminate
5. Edge Finish
6. Options


example

SDC6030EP-BF - FL - 5503 - HS - 4072 - CL  
 ITEM NUMBER PULL STYLE PAINT FINISH LAMINATE EDGE FINISH OPTIONS  
 please separate each item with a dash

### drawer pull options

#### MODEL DESCRIPTION

FL Full



# Smart Series

## bow front double pedestal desks

DESCRIPTION	ITEM #	D	W	H	3MM EDGE	RADIUS FRONT	RADIUS FRONT/BACK	SHIP WT.	LEAD TIME*
Bow Front Double Pedestal Desk full height, 28¾" D pedestals, locks & center drawer	SDC6648FP-BOW	48"	66"	29"	\$2040	\$2090	\$2116	273	E
	SDC7248FP-BOW	48"	72"	29"	\$2228	\$2278	\$2304	285	E
Bow Front Double Pedestal Desk full height, 28¾" D pedestals & locks	SD6648FP-BOW	48"	66"	29"	\$1874	\$1926	\$1952	273	E
	SD7248FP-BOW	48"	72"	29"	\$2062	\$2114	\$2140	285	E



to order

1. Item Number

2. Pull Style

3. Paint Finish

4. Laminate

5. Edge Finish

6. Options

example

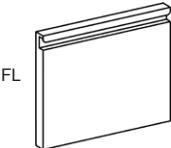
SDC6648FP-BOW - FL - 5503 - HS - 4072 - CL

ITEM NUMBERPULL STYLEPAINT FINISHLAMINATEEDGE FINISHOPTIONS

please separate each item with a dash

### drawer pull options

MODEL	DESCRIPTION
FL	Full

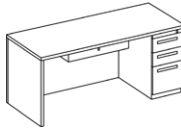
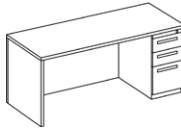


### central locking options

MODEL	DESCRIPTION	PRICE
CL	Central locking is available on desks 66" in width or less	\$84

# Smart Series

## single pedestal desks - right

DESCRIPTION	ITEM #	D	W	H	3MM EDGE	RADIUS FRONT	RADIUS FRONT/BACK	SHIP WT.	LEAD TIME*
	SSC6024FP-18-BBF	24"	60"	29"	\$1568	\$1620	\$1646	175	E
	SSC6624FP-18-BBF	24"	66"	29"	\$1604	\$1656	\$1682	180	E
	SSC7224FP-18-BBF	24"	72"	29"	\$1702	\$1754	\$1780	195	E
	SSC4830FP-18-BBF	30"	48"	29"	\$1496	\$1548	\$1574	175	E
	SSC6030FP-18-BBF	30"	60"	29"	\$1568	\$1620	\$1646	185	E
	SSC6630FP-18-BBF	30"	66"	29"	\$1604	\$1656	\$1682	210	E
	SSC7230FP-18-BBF	30"	72"	29"	\$1702	\$1754	\$1780	235	E
	SSC7236FP-18-BBF	36"	72"	29"	\$1702	\$1754	\$1780	240	E
	SS6024FP-18-BBF	24"	60"	29"	\$1404	\$1456	\$1482	170	E
	SS6624FP-18-BBF	24"	66"	29"	\$1440	\$1492	\$1518	175	E
	SS7224FP-18-BBF	24"	72"	29"	\$1538	\$1590	\$1616	190	E
	SS4830FP-18-BBF	30"	48"	29"	\$1388	\$1440	\$1466	170	E
	SS6030FP-18-BBF	30"	60"	29"	\$1404	\$1456	\$1482	180	E
	SS6630FP-18-BBF	30"	66"	29"	\$1464	\$1516	\$1542	205	E
	SS7230FP-18-BBF	30"	72"	29"	\$1538	\$1590	\$1616	220	E
	SS7236FP-18-BBF	36"	72"	29"	\$1538	\$1590	\$1616	235	E

to order


1. Item Number
2. Pull Style
3. Paint Finish
4. Laminate
5. Edge Finish

example

**SSC4830R - FL - 5503 - HS - 4072**  
 ITEM NUMBER PULL STYLE PAINT FINISH LAMINATE EDGE FINISH  
 please separate each item with a dash

### drawer pull options

MODEL	DESCRIPTION
FL	Full


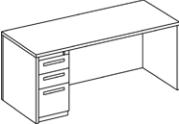


### specification note

Haskell offers 22¼" depth pedestals on 24" depth desks.  
 Haskell offers 28¼" depth pedestals on 30" & 36" depth desks.

# Smart Series

## single pedestal desks - left

DESCRIPTION	ITEM #	D	W	H	3MM EDGE	RADIUS FRONT	RADIUS FRONT/BACK	SHIP WT.	LEAD TIME*
	SSC6024FP-12-BBF	24"	60"	29"	\$1568	\$1620	\$1646	175	E
	SSC6624FP-12-BBF	24"	66"	29"	\$1604	\$1656	\$1682	180	E
	SSC7224FP-12-BBF	24"	72"	29"	\$1702	\$1754	\$1780	195	E
	SSC4830FP-12-BBF	30"	48"	29"	\$1496	\$1548	\$1574	175	E
	SSC6030FP-12-BBF	30"	60"	29"	\$1568	\$1620	\$1646	185	E
	SSC6630FP-12-BBF	30"	66"	29"	\$1604	\$1656	\$1682	210	E
	SSC7230FP-12-BBF	30"	72"	29"	\$1702	\$1754	\$1780	235	E
	SSC7236FP-12-BBF	36"	72"	29"	\$1702	\$1754	\$1780	240	E
	SS6024FP-12-BBF	24"	60"	29"	\$1404	\$1456	\$1482	170	E
	SS6624FP-12-BBF	24"	66"	29"	\$1440	\$1492	\$1518	175	E
	SS7224FP-12-BBF	24"	72"	29"	\$1538	\$1590	\$1616	190	E
	SS4830FP-12-BBF	30"	48"	29"	\$1388	\$1440	\$1466	170	E
	SS6030FP-12-BBF	30"	60"	29"	\$1404	\$1456	\$1482	180	E
	SS6630FP-12-BBF	30"	66"	29"	\$1464	\$1516	\$1542	205	E
	SS7230FP-12-BBF	30"	72"	29"	\$1538	\$1590	\$1616	220	E
	SS7236FP-12-BBF	36"	72"	29"	\$1538	\$1590	\$1616	235	E

to order

1. Item Number

2. Pull Style

3. Paint Finish

4. Laminate

5. Edge Finish

example

SSC4830L

-

FL

-

5503

-

HS

-

4072

ITEM NUMBER

PULL STYLE

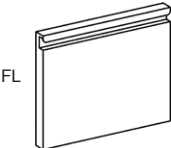
PAIN T FINISH

LAMINATE

EDGE FINISH

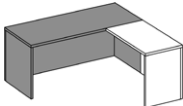
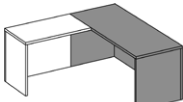
please separate each item with a dash

drawer pull options		specification note
MODEL	DESCRIPTION	Haskell offers 22¼" depth pedestals on 24" depth desks. Haskell offers 28¼" depth pedestals on 30" & 36" depth desks.
FL	Full	



# Smart Series

## desk & return shells

DESCRIPTION	ITEM #	D	W	H	3MM EDGE	RADIUS FRONT	SHIP WT.	LEAD TIME*
Desk Shell accommodates right or left return 	DS4824	24"	48"	29"	\$916	\$968	107	E
	DS6024	24"	60"	29"	\$1038	\$1090	121	E
	DS6624	24"	66"	29"	\$1080	\$1132	129	E
	DS7224	24"	72"	29"	\$1160	\$1212	149	E
	DS4830	30"	48"	29"	\$916	\$968	118	E
	DS6030	30"	60"	29"	\$1038	\$1090	133	E
	DS6630	30"	66"	29"	\$1080	\$1132	144	E
	DS7230	30"	72"	29"	\$1160	\$1212	154	E
	DS7236	36"	72"	29"	\$1160	\$1212	165	E
Return Shell - right 	SR3624-18	24"	36"	29"	\$604	N/A	71	E
	SR4224-18	24"	42"	29"	\$604	N/A	71	E
	SR4824-18	24"	48"	29"	\$622	N/A	77	E
	SR6024-18	24"	60"	29"	\$728	N/A	88	E
Return Shell - left 	SR3624-12	24"	36"	29"	\$604	N/A	71	E
	SR4224-12	24"	42"	29"	\$604	N/A	71	E
	SR4824-12	24"	48"	29"	\$622	N/A	77	E
	SR6024-12	24"	60"	29"	\$728	N/A	88	E

to order

1. Item Number
2. Pull Style
3. Paint Finish
4. Laminate
5. Edge Finish

example

DS4824 - FL - 5503 - HS - 4072

ITEM NUMBER PULL STYLE PAINT FINISH LAMINATE EDGE FINISH


please separate each item with a dash

### drawer pull options

MODEL DESCRIPTION

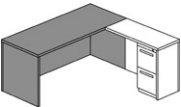
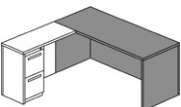
FL Full

FL



# Smart Series

## pedestal returns

DESCRIPTION	ITEM #	D	W	H	3MM EDGE	SHIP WT.	LEAD TIME*
 Right Pedestal Return full height, 22¼" D f/f pedestal	SPR3624FP-18-FF	24"	36"	29"	\$970	120	E
	SPR4224FP-18-FF	24"	42"	29"	\$970	126	E
	SPR4824FP-18-FF	24"	48"	29"	\$988	132	E
	SPR6024FP-18-FF	24"	60"	29"	\$1094	140	E
 Left Pedestal Return full height, 22¼" D f/f pedestal	SPR3624FP-12-FF	24"	36"	29"	\$970	120	E
	SPR4224FP-12-FF	24"	42"	29"	\$970	126	E
	SPR4824FP-12-FF	24"	48"	29"	\$988	132	E
	SPR6024FP-12-FF	24"	60"	29"	\$1094	140	E

to order

1. Item Number

2. Pull Style

3. Paint Finish

4. Laminate

5. Edge Finish

example

SPR4824FP-18-FF

-

FL

-

5503

-

HS

-

4072

ITEM NUMBER

PULL STYLE

PAIN T FINISH

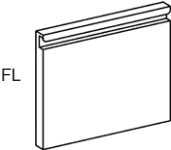
LAMINATE

EDGE FINISH

please separate each item with a dash

### drawer pull options

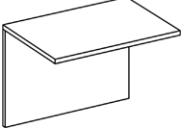
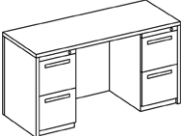
MODEL	DESCRIPTION
FL	Full



\* S – Standard Lead Time 4-6 weeks | E – Extended Lead Time 10-12 weeks | Lead times subject to change without notice

# Smart Series

## bridge, credenza

DESCRIPTION	ITEM #	D	W	H	3MM EDGE	RADIUS FRONT	RADIUS FRONT/BACK	SHIP WT.	LEAD TIME*
Bridge for use between two desks 	SUB3624R	24"	36"	29"	\$490	N/A	N/A	58	E
	SUB4224R	24"	42"	29"	\$506	N/A	N/A	62	E
	SUB4824R	24"	48"	29"	\$580	N/A	N/A	70	E
Kneespace Credenza full height, 22 1/4" D f/f pedestals 	SCK6024-FP	24"	60"	29"	\$1696	\$1748	\$1774	230	E
	SCK6624-FP	24"	66"	29"	\$1758	\$1810	\$1836	240	E
	SCK7224-FP	24"	72"	29"	\$1800	\$1852	\$1878	250	E

to order

1. Item Number
2. Pull Style
3. Paint Finish
4. Laminate
5. Edge Finish

example

SUB3624R - FL - 5503 - HS - 4072


ITEM NUMBER PULL STYLE PAINT FINISH LAMINATE EDGE FINISH

please separate each item with a dash

### drawer pull options


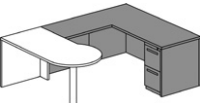
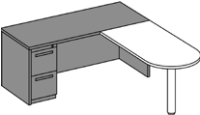
MODEL DESCRIPTION

FL Full



# Smart Series

## D-shape conferencing desk & peninsula

DESCRIPTION	ITEM #	D	W	H	3MM EDGE	SHIP WT.	LEAD TIME*
 D-Shape Conferencing Desk for use with bridge units	SCD6030	30"	60"	29"	\$760	102	E
	SCD6630	30"	66"	29"	\$812	108	E
	SCD7230	30"	72"	29"	\$862	114	E
 P-Shape Conferencing Desk for use with bridge units	SCP7242	42"	72"	29"	\$1180	125	E
 D-Shape Conferencing Return for use w/ 72", 66" or 60" single ped desks	SCR6030	30"	60"	29"	\$702	66	E
	SCR6630	30"	66"	29"	\$748	71	E
	SCR7230	30"	72"	29"	\$792	77	E

to order

1. Item Number

2. Pull Style

3. Paint Finish

4. Laminate

5. Edge Finish

example

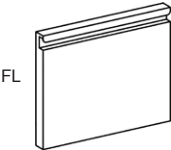
SCP6030 - FL - 5503 - HS - 4072

ITEM NUMBER    PULL STYLE    PAINT FINISH    LAMINATE    EDGE FINISH

please separate each item with a dash

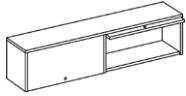
drawer pull options

MODEL	DESCRIPTION
FL	Full



# Smart Series

## overstorage units and tackboards

DESCRIPTION	ITEM #	NOTE	COM	D	W	H	PRICE	SHIP WT.	LEAD TIME*
Wall Mounted Overstorage Cabinet 	WM30	Includes mounting hardware		14"	30"	15 ½"	\$734	56	E
	WM36	Includes mounting hardware		14"	36"	15 ½"	\$776	61	E
	WM42	Includes mounting hardware		14"	42"	15 ½"	\$816	66	E
	WM48	Includes mounting hardware		14"	48"	15 ½"	\$842	70	E
	WM60	Includes mounting hardware		14"	60"	15 ½"	\$1118	89	E
	WM66**	Includes mounting hardware		14"	66"	15 ½"	\$1510	96	E
	WM72**	Includes mounting hardware		14"	72"	15 ½"	\$1552	103	E
Wall Mounted Tackboards for overstorage cabinet	SFT3019	Includes mounting hardware	2 YD	1"	30"	22 ½"	\$526	28	E
	SFT3619	Includes mounting hardware	2 YD	1"	36"	22 ½"	\$536	38	E
	SFT4219	Includes mounting hardware	2 YD	1"	42"	22 ½"	\$546	42	E
	SFT4819	Includes mounting hardware	2 YD	1"	48"	22 ½"	\$556	48	E
	SFT6019	Includes mounting hardware	2 YD	1"	60"	22 ½"	\$608	68	E
	SFT6619	Includes mounting hardware	2 YD	1"	66"	22 ½"	\$620	74	E
	SFT7219	Includes mounting hardware	2.5 YD	1"	72"	22 ½"	\$640	80	E

to order

1. Item Number
2. Paint Finish
3. Fabric (for tackboards only)

example


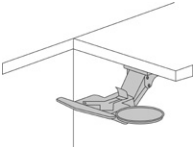
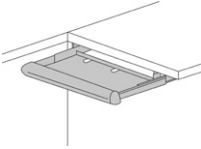
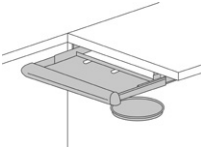
SOS3619TB - 5503 -  
 ITEM NUMBER PAINT FINISH FABRIC/COM  
 please separate each item with a dash

\*\*WM66 ships as (1) 30" w and (1) 36" w units

\*\*WM72 ships as (2) 36" w units

# Smart Series

## desking accessories

DESCRIPTION	ITEM #	NOTE	PRICE	SHIP WT.	LEAD TIME*
Keyboard Arm 	KB1	Swivels 360 degrees, tils w/ 6" height adjustments Includes wrist rest	\$364	10	S
Keyboard Arm w/ mouse pad 	KB2	Swivels 360 degrees, tils w/ 6" height adjustments Includes wrist rest & mouse pad, for use on left or right	\$412	12	S
Keyboard Tray 	KD1	Steel platform w/ cushion palm rest Steel ball bearing slides	\$308	9	S
Keyboard Tray w/ mouse pad 	KD2	Steel platform w/ cushion palm rest Steel ball bearing slides & mouse pad for use on left or right	\$312	10	S
Box Drawer Divider	HABDD		\$56	4	S
Pedestal Side-to-Side File Bar	HASFB		\$52	4	S
Pencil Tray	MAP1	Black Only	\$52	1	S
24" W Task Light	MTL24		\$198	5.5	S
48" W Task Light	MTL48		\$218	7	S
Center Drawer	CD27	23" D, Specify finish	\$296	5	S

to order

1. Item Number

example

KB1

ITEM NUMBER

# Smart Series

## introduction - instruction zone

### General

All Smart Desking Units are 29 1/8" H. All worksurfaces are laminate wood core tops at 1 3/16" thick and are available with a 3mm edge. Select Smart Desks are available with locking central drawers and will be noted in product descriptions. Pedestals lock individually. Overstorage units are constructed with a single wall steel back panel with a fabric tackboard insert on front. Overstorage units are available with flipper doors or open shelves.

### Locks

Smart Desks come standard with a removable core lock for easy reconfiguration on site. Units can be keyed alike to other Haskell products upon request. Central locking is available on desks 66" in width or less.

### Installation

Correct installation should include proper leveling.

### Application Considerations

When specifying the units for workstation configurations, note the following points:

\*24" D returns are used for the 66" x 30" or wider single pedestal desks.

\*Overstorage Units can not be used on 36" D with overhangs. The 6" overhang is not suitable to support a loaded overstorage unit.

### COM

All COM yardage is based on a 54" wide fabric.

### Keying Information and Locking Options

All locks feature a removable core which is easily removed on site. All lock cores are interchangeable through all products as cores are universal.

Locks throughout an order or locks within a particular workstation can be keyed alike at no additional charge if specified when ordering. Keyed Alike means that all locks are identical. To order, specify which products are to be keyed alike and order a "Removable Core Lock Kit" for each group of products to be keyed alike. The specified products will be shipped without lock cores. The cores for each workstation will be packaged separately. All Removable Core Lock Kits are shipped with a control key for removing or inserting lock cores. Note that a control key works only when a lock is in the unlocked position.

Master keys, which operate any removable core, lock are available for \$35 net each.

One control key is provided for each "key alike" order. If additional keys are needed, cost is \$35 net each.

Additional keys can be purchased for \$15 net per key.

# Smart Series

## podium

DESCRIPTION	ITEM #	D	W	H	3MM EDGE	SHIP WT.	LEAD TIME*
Mobile Educators Podium with casters	LCT03	24"	17"	42"	\$1724	92	E



to order

1. Item Number

2. Pull Style

3. Paint Finish

4. Laminate

5. Edge Finish

example

LCT03

ITEM NUMBER

-

FL

PULL STYLE

-

5503

PAIN T FINISH

-

HS

LAMINATE

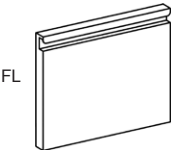
-

4072

EDGE FINISH

### drawer pull options

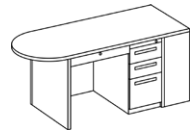
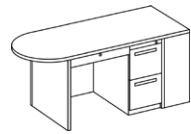
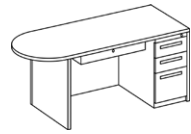
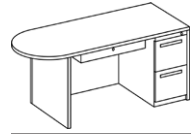
MODEL	DESCRIPTION
FL	Full



# Smart Series

## D-shape educator desk - right

DESCRIPTION	ITEM #	D	W	H	3MM EDGE	SHIP WT.	LEAD TIME*
D-Shape Educators Desk 28¼" D f/f pedestal, locks & center drawer	SEDC6630FR-FF	30"	66"	29"	\$1576	180	E
	SEDC7230FR-FF	30"	72"	29"	\$1604	190	E
D-Shape Educators Desk 28¼" D b/b/f pedestal, locks & center drawer	SEDC6630BR-BBF	30"	66"	29"	\$1582	180	E
	SEDC7230BR-BBF	30"	72"	29"	\$1692	190	E
D-Shape Educators Desk 28¼" D f/f pedestal, bookcase, locks & center drawer	SEDC7230FCR-FF	30"	72"	29"	\$2106	260	E
D-Shape Educators Desk 28¼" D b/b/f pedestal, bookcase, locks & center drawer	SEDC7230BCR-BBF	30"	72"	29"	\$2192	260	E



to order

1. Item Number
2. Pull Style
3. Paint Finish
4. Laminate
5. Edge Finish

example

SEDC6630FR-FF - FL - 5503 - HS - 4072


ITEM NUMBER PULL STYLE PAINT FINISH LAMINATE EDGE FINISH

*please separate each item with a dash*

### drawer pull options



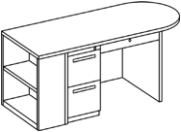
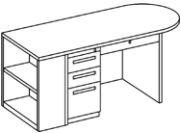
MODEL DESCRIPTION

FL Full



# Smart Series

## D-shape educator desk - left

DESCRIPTION	ITEM #	D	W	H	3MM EDGE	SHIP WT.	LEAD TIME*
D-Shape Educators Desk 28¼" D f/f pedestal, locks & center drawer 	SED6630FL-FF	30"	66"	29"	\$1576	180	E
	SED7230FL-FF	30"	72"	29"	\$1604	190	E
D-Shape Educators Desk 28¼" D b/b/f pedestal, locks & center drawer 	SED6630BL-BBF	30"	66"	29"	\$1582	180	E
	SED7230BL-BBF	30"	72"	29"	\$1692	190	E
D-Shape Educators Desk 28¼" D f/f pedestal, bookcase, locks & center drawer 	SED7230FCL-FF	30"	72"	29"	\$2106	260	E
D-Shape Educators Desk 28¼" D b/b/f pedestal, bookcase, locks & center drawer 	SED7230BCL-BBF	30"	72"	29"	\$2192	260	E

to order

1. Item Number

2. Pull Style

3. Paint Finish

4. Laminate

5. Edge Finish

example

SED6630FL-FF - FL - 5503 - HS - 4072

ITEM NUMBER

PULL STYLE

PAINT FINISH

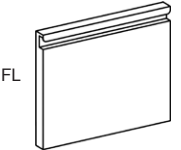
LAMINATE

EDGE FINISH

please separate each item with a dash

### drawer pull options

MODEL	DESCRIPTION
FL	Full



# Price List

## June 2021

6.18.21